

Z3 hand grinder

Visual propeller bean pod
Original design HG6-38 CNC Stainless steel mill stone and burr
Integrated dual-axis design
Fast and uniform grinding
Original wood rocker
Vertical 3D texture fuselage
Grinding non-slip and comfortable holding
Suitable for pour over maker and other appliances
Enjoy fresh coffee anytime, anywhere

手摇磨豆机Z3

可视螺旋桨豆仓
原创专利HG6-38不锈钢磨芯磨盘
一体式双轴设计
研磨快速且均匀
原创摇杆实木把手，
研磨省力30%
全铝合金竖状立体菱纹
研磨防滑且握感舒适
适用于手冲和其他器具
随时随地享受现磨咖啡



Operation Steps:

操作步骤:



1. Remove the lid pour the beans

1. 取下豆仓上盖倒入咖啡豆



2. Hold the body and turn clockwise to grind

2. 握住机身，顺时针转动进行研磨



3. Unscrew the coffee ground pod

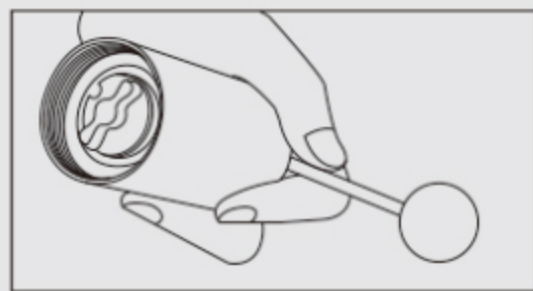
3. 拧下粉仓



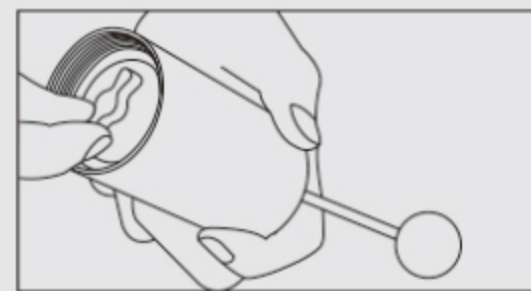
4. Put the coffee ground out

4. 将研磨好的咖啡粉倒出即可

Grinding thickness adjustment (default is medium particle)



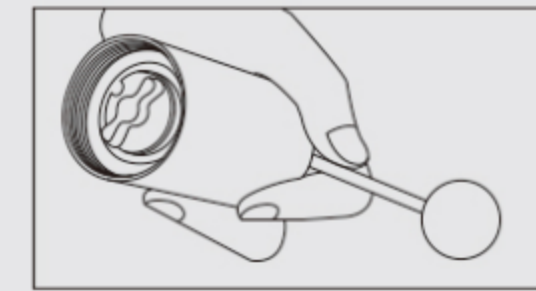
Fix the handle



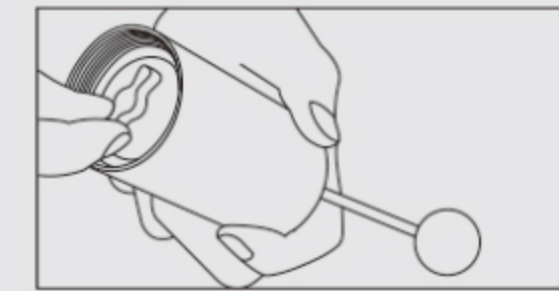
Rotate the adjusting plate counterclockwise to grind coarse powder; clockwise to fine powder

*PS: There are 12 clicks per circle in dial. Tighten the dial clockwise first, Then adjust click number of dial counterclockwise
Fine powder: 10-11 clicks
Medium fine powder: 13-14 clicks
Medium powder: 26-28 clicks
Coarse powder: 30-32 clicks

研磨粗细度调节 (默认为中度颗粒)



用手固定把手并握紧机身



逆时针旋转调节盘，研磨粗粉
顺时针旋转调节盘，研磨细粉

*注释建议: 调节刻度盘一圈是12格，调节时需先顺时针拧紧后，再逆时针进行调节格数。

细粉: 10-11格

中细粉: 13-14格

中度粉: 26-28格

粗粉: 30-32格

Parameter

Type: MDJ-9S/MDJ-9G Color: Silver / Grey Capacity: 25g

Material: Aluminium Alloy / Stainless Steel / PC / Wood

Executive Standard Number: 4806.9-2016

参数

型号: MDJ-9S/MDJ-9G 颜色: 银色 / 枪灰色 容量: 25g

材质: 铝合金/不锈钢/PC/实木 执行标准号: 4806.9-2016

*Cleaning and maintenance:

- ① When using for the first time, grind a little beans and discard them to clean the core
- ② The fuselage inside cannot be washed directly, the core needs to be disassembled to wash or cleaned with a brush
- ③ The bean pod only for roasted coffee beans, not for other materials
- ④ The fuselage outside is washable, dry it with soft cloth after cleaning
- ⑤ *Do not wipe with corrosive cleaning detergent

*清洁保养注意事项:

- ① 初次使用时，研磨少许咖啡豆倒掉不用，以清洁磨芯。
- ② 机身内部不可直接水洗，清洁磨芯需要拆卸水洗或使用毛刷清洁。
- ③ 豆仓只可加入已烘焙的咖啡豆，不可加其他物料。
- ④ 机身外部可水洗清洁，清洁后需要柔软的口布擦拭干净。
- ⑤ *不可使用腐蚀性清洁剂进行擦拭



Z3 HAND GRINDER
Hero 手摇磨豆机Z3

Beijing Guixia Legend Trading Co., Ltd.
Address: Building 4, Room 510, Longqi Square, Yard 19 Huangping road,
Changping District, Beijing, China
Email: info@zerohero.cc
Website: www.zerohero.cc

北京瑰夏传奇贸易有限公司
地址: 北京市昌平区回龙观镇黄平路19号院4号楼5层510室
服务热线: 010-82962392
网址: www.hero.cafe