

MOD:XECL-2013-YPRS



ENGLISH

TECHNICAL DATA

01 POWER	38.5 kW
03 FREQUENCY	50 / 60 Hz
04 POWER SUPPLY CABLE TYPE	H07RN-F
05 EXTERNAL Ø OF POWER SUPPLY CABLE	28 mm
06 VOLTAGE / POWER CABLE SECTION / CURRENT	380-415 V~3PH+N+PE 5G x 16 mm ² Circuit Breaker 63 A I1=52.5 A - I2=58 A - I3=58 A - In=5.5 A
10 WATER PRESSURE	150-600 kPa / 21-87 psi kPa
11 MAX FOOD LOAD	90 kg
13 WATER MAX CONSUMPTION	76 l/h @ 200 kPa
02 NOMINAL HEAT INPUT	36 kW
18 CAVITY DIMENSIONS (W - D - H)	474x613x1470 mm
20 IP PROTECTION CLASS	X5

ITALIANO

01 POTENZA	38.5 kW
03 FREQUENZA	50 / 60 Hz
04 TIPO DI CAVO ALIMENTAZIONE	H07RN-F
05 Ø ESTERNO CAVO DI ALIMENTAZIONE	28 mm
06 TENSIONE / SEZIONE CAVI ALIMENTAZIONE / CORRENTE	380-415 V~3PH+N+PE 5G x 16 mm ² Circuit Breaker 63 A I1=52.5 A - I2=58 A - I3=58 A - In=5.5 A
10 PRESSIONE ACQUA	150-600 kPa / 21-87 psi kPa
11 CARICA MAX CIBO	90 kg
13 CONSUMO MAX ACQUA	76 l/h @ 200 kPa
02 POTENZA TERMICA NOMINALE	36 kW
18 DIMENSIONI CAMERA COTTURA (L - P - H)	474x613x1470 mm
20 GRADO PROTEZIONE IP	X5

FRANCAIS

01 PUISSANCE ELECTRIQUE	38.5 kW
03 FREQUENCE	50 / 60 Hz
04 TYPE DE CABLE D'ALIMENTATION	H07RN-F
05 Ø EXTERNE DU CABLE D'ALIMENTATION	28 mm
06 TENSION / SECTION CABLE D'ALIM.	380-415 V~3PH+N+PE 5G x 16 mm ² Circuit Breaker 63 A I1=52.5 A - I2=58 A - I3=58 A - In=5.5 A
10 PRESSION DE L'EAU	150-600 kPa / 21-87 psi kPa
11 CHARGE MAXIMALE D'ALIMENT	90 kg
13 CONSOMMATION MAX DE L'EAU	76 l/h @ 200 kPa
02 DEBIT THERMIQUE NOMINAL	36 kW
18 DIMENSIONS CHAMBRE DE CUISSON (L - P - A)	474x613x1470 mm
20 INDICE DE PROTECTION IP	X5

ESPAÑOL

01 POTENCIA	38.5 kW
03 FRECUENCIA	50 / 60 Hz
04 TIPO DE CABLE DE ALIMENTACION	H07RN-F
05 Ø CABLE EXTERNO DE ALIMENTACION	28 mm
06 TENSION / SECCION CABLES DE ALIMENTACION	380-415 V~3PH+N+PE 5G x 16 mm ² Circuit Breaker 63 A I1=52.5 A - I2=58 A - I3=58 A - In=5.5 A
10 PRESION AGUA	150-600 kPa / 21-87 psi kPa
11 CARGA MAX. DE ALIMENTOS	90 kg
13 CONSUMO MAX DE AGUA	76 l/h @ 200 kPa
02 POTENCIA TERMICA NOMINAL	36 kW
18 DIMENSIONES CÁMARA DE COCCIÓN (An - Pr - Al)	474x613x1470 mm
20 GRADO DE PROTECCION IP	X5

DEUTSCH

01 ELEKTRISCHE LEISTUNG	38.5 kW
03 FREQUENZ	50 / 60 Hz
04 ZULEITUNGSKABELTYP	H07RN-F
05 AUSSENDURCHMESSER DES VERSORGUNGSKABELS	28 mm
06 KABELQUERSCHNITT UND VERSORGUNGSSPANNUNG	380-415 V~3PH+N+PE 5G x 16 mm ² Circuit Breaker 63 A I1=52.5 A - I2=58 A - I3=58 A - In=5.5 A
10 WASSERDRUCK	150-600 kPa / 21-87 psi kPa
11 MAX. SPEISENFASSUNGSVERMOGEN	90 kg
13 MAXIMUM WASSERVERBRAUCH	76 l/h @ 200 kPa
02 NOMINALE WARMELEISTUNG	36 kW
18 GRÖÖBE DES KOCHKAMMERS (B - T - H)	474x613x1470 mm
20 SCHTZART IP	X5

MOD:XECL-2013-YPRS



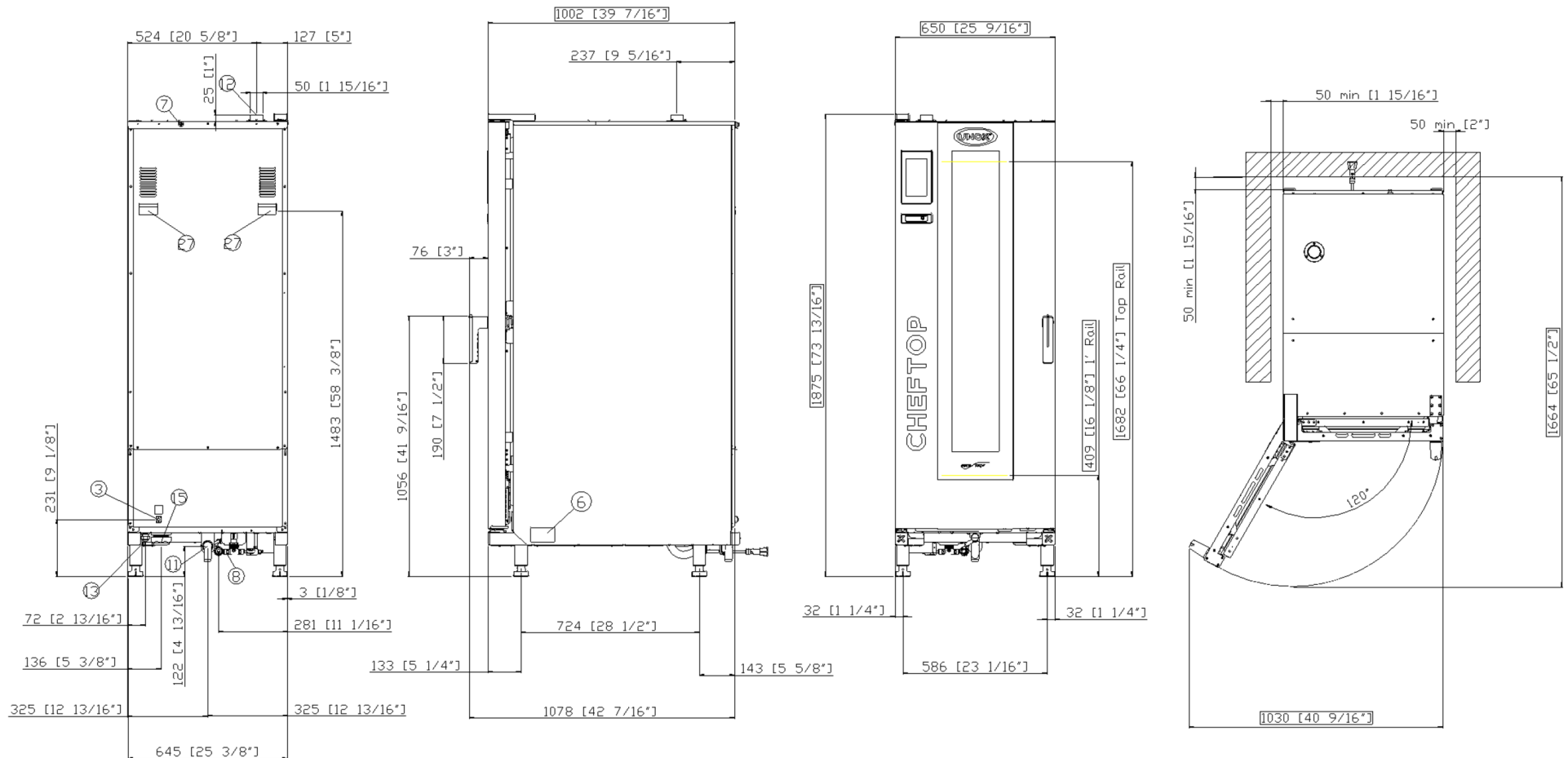
ENGLISH - DRAWINGS	
2	TERMINAL BOARD POWER SUPPLY
3	UNIPOTENTIAL TERMINAL
6	TECHNICAL DATA PLATE
7	SAFETY THERMOSTAT
8	3/4" THREAD WATER INLET
10	Rotor.KLEAN CONNECTION
11	CAVITY DRAIN PIPE
12	HOT FUMES EXHAUST CHIMNEY
13	ACCESSORIES CONNECTION
27	COOLING AIR OUTLET

ITALIANO - DISEGNI	
2	MORSETTIERA ALIMENTAZIONE
3	MORSETTO EQUIPOTENZIALE
6	TARGHETTA DATI TECNICI
7	TERMOSTATO DI SICUREZZA
8	INGRESSO ACQUA 3/4"
10	INGRESSO Rotor.KLEAN
11	SCARICO CAMERA DI COTTURA
12	USCITA FUMI CALDI
13	COLLEGAMENTO ACCESSORI
27	USCITA ARIA DI RAFFREDDAMENTO

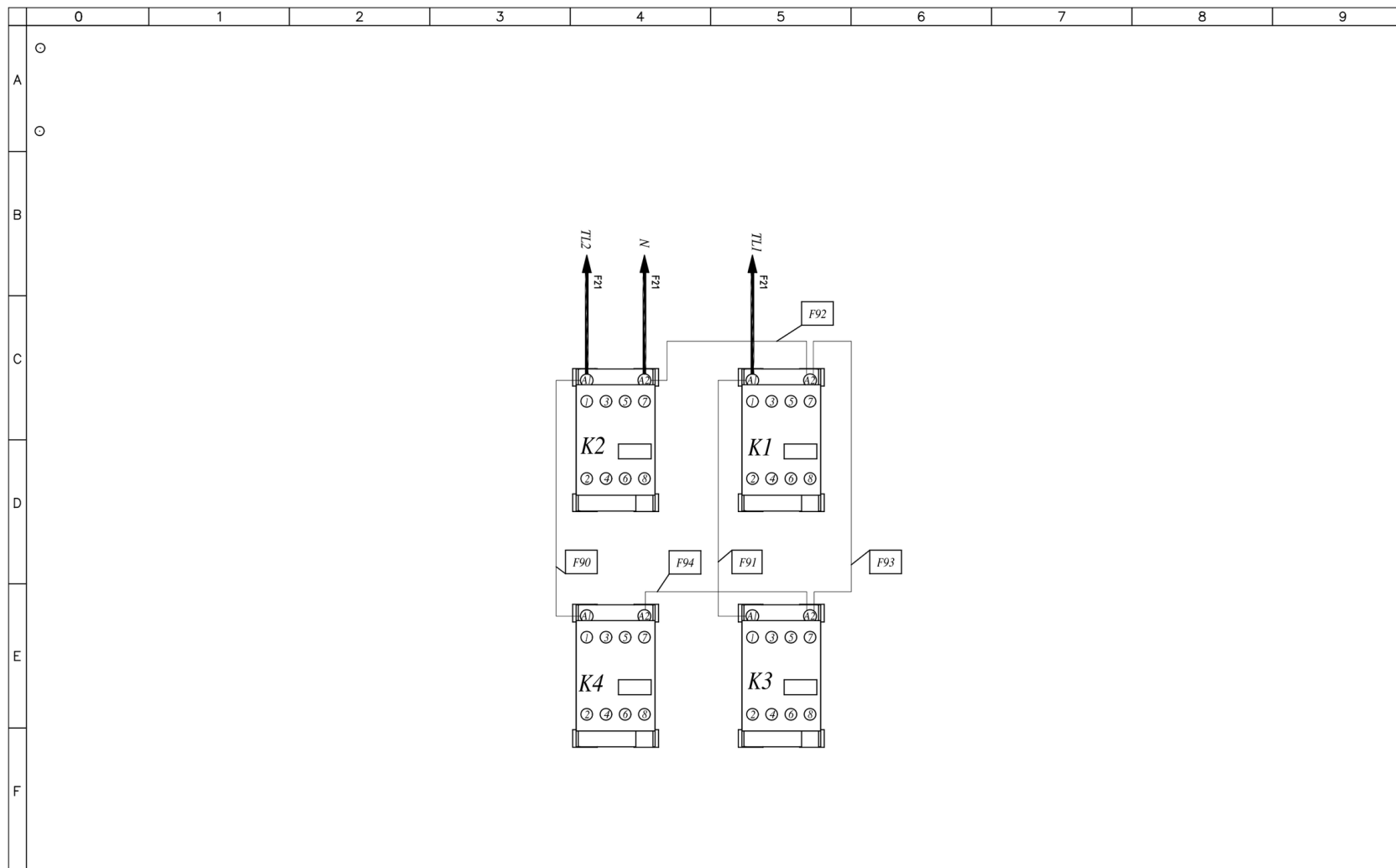
FRANCAIS - ENCOMBREMEN	
2	BOITE A BORNES D'ALIMENTATION
3	SUPPORT BORNE EQUIPOTENTIELLE
6	PLAQUETTE SIGNALÉTIQUE
7	THERMOSTAT DE SÉCURITÉ
8	ARRIVÉ D'EAU FIÉLT 3/4"
10	ENTRÉE Rotor.KLEAN
11	SORTIE DE L'EAU RACCORD
12	SORTIE DES FUMÉES CHAUDES
13	JONCTION DES ACCESSOIRES
27	SORTIE D'EAU DE REFROIDISSEMENT

ESPAÑOL - DISEÑOS	
2	CAJA DE CONEXION
3	SEDE BORNE EQUIPOTENCIAL
6	TARJETA DE CARACTERISTICAS TECNICAS
7	TERMOSTATO DE SEGURIDAD
8	ENTRADA DE AGUA 3/4"
10	INGRESO Rotor.KLEAN
11	DESCARGA CAMARA DE COCCION
12	SALIDA HUMOS CALIENTES
13	CONEXION ACCESORIOS
27	SALIDA DEL AIRE DE ENFRIAMIENTO

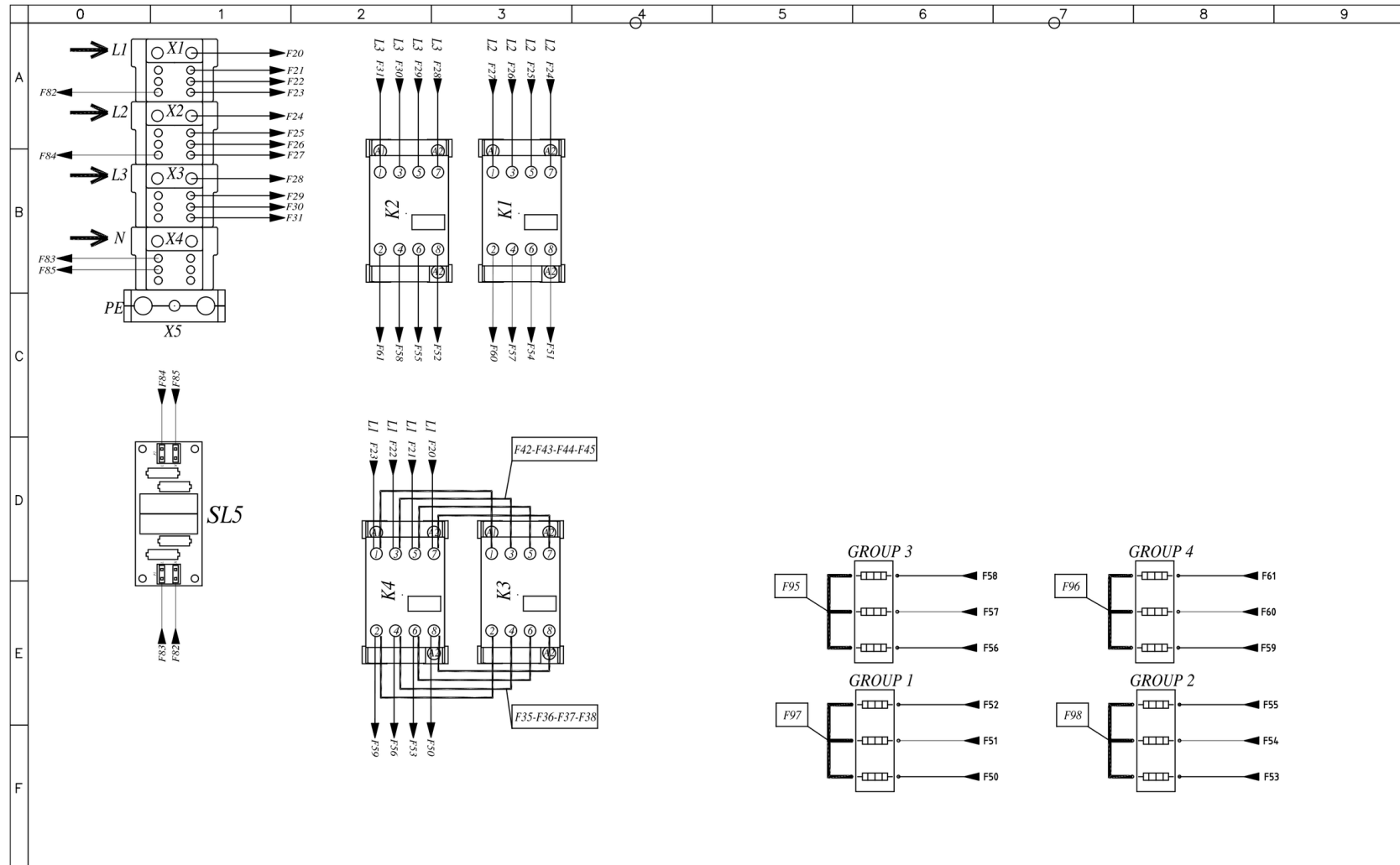
DEUTSCH - ZEICHNUNGEN	
2	ZULEITUNGSKLEMMLEISTE
3	GLEICHPOTENTIELLE KLAMMER
6	TYPENSCHILD
7	SICHERHEITSTHERMOSTAT
8	WASSEREINZUG 3/4" GEWINDE
10	Rotor.KLEAN EINGANG
11	WASSERAUSLASS GEWINDE
12	ABZUGSHAUBE
13	ZUBEHÖRTEILENVERBINDUNG
27	KÜHLLUFTAUSTRITT



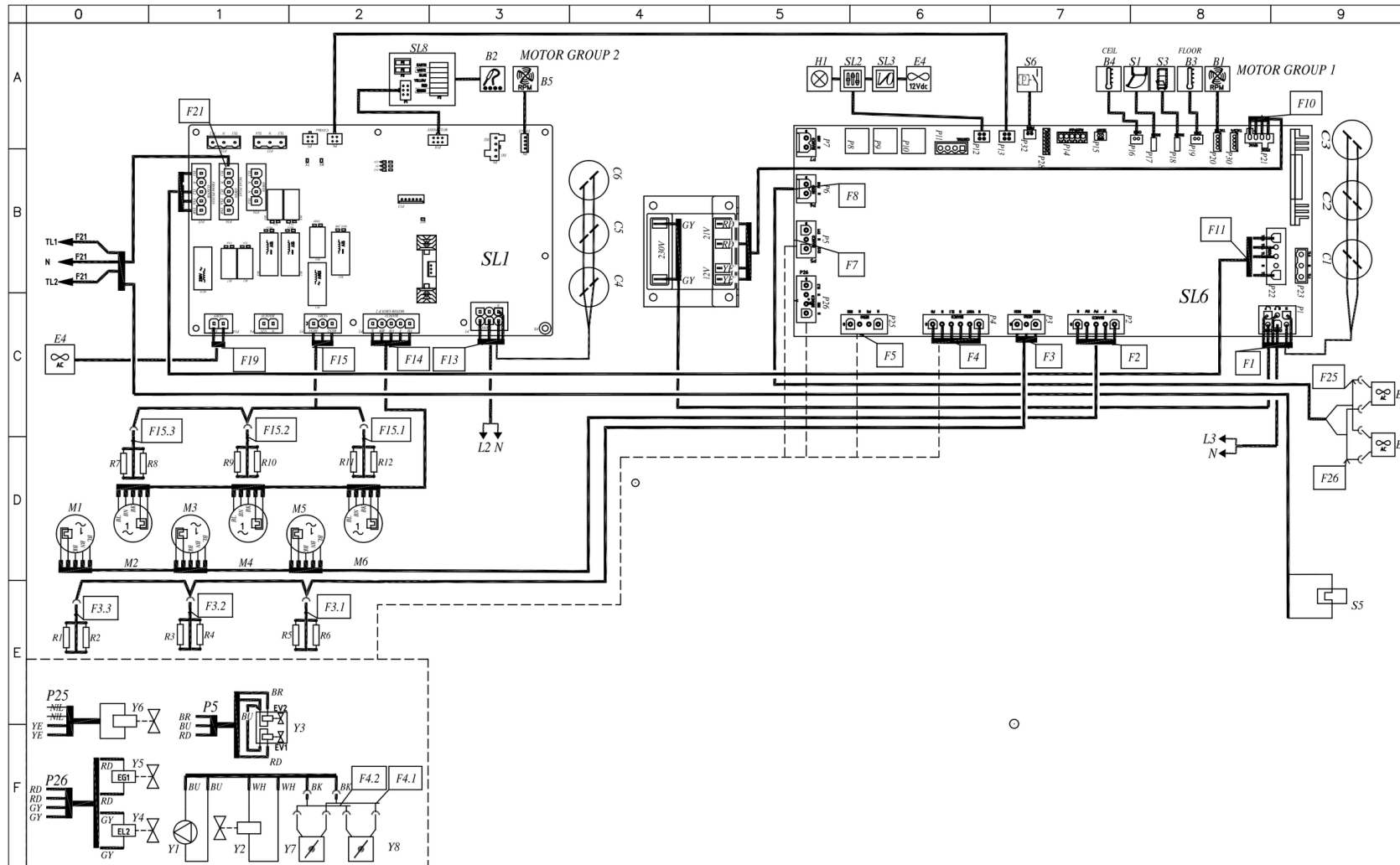
MOD:XECL-2013-YPRS



MOD:XECL-2013-YPRS



MOD:XECL-2013-YPRS



MOD:XECL-2013-YPRS



	0	1	2	3	4	5	6	7	8	9																																																																																																																																																																															
A																																																																																																																																																																																									
B	<table border="1"> <thead> <tr> <th>Sigle</th> <th>ITALIANO</th> <th>ENGLISH</th> <th>FRANCAIS</th> <th>ESPAÑOL</th> <th>DEUTSCH</th> </tr> </thead> <tbody> <tr> <td>C1,C2,C3,C4,C5,C6</td> <td>CONDENSATORE</td> <td>MOTOR CAPACTOR</td> <td>CONDENSATEUR</td> <td>CONDENSADOR</td> <td>KONDENSATOR</td> </tr> <tr> <td>K1,K2,K3,K4</td> <td>TELERUTTORE</td> <td>CONTACTOR</td> <td>TELERUPTEUR</td> <td>TELERRUPTOR</td> <td>RELAIS</td> </tr> <tr> <td>SL1</td> <td>SCHEDA POTENZA</td> <td>POWER CARD</td> <td>CARTE DE PUISSANCE</td> <td>TARJETA POTENCIA</td> <td>POWERPLATINE</td> </tr> <tr> <td>SL5</td> <td>SCHEDA FILTRO EMC</td> <td>EMC FILTER CARD</td> <td>CARTE DE FILTRE EMC</td> <td>TARJETA DE FILTRO EMC</td> <td>EMC-FILTERPLATTE</td> </tr> <tr> <td>SL6</td> <td>SCHEDA POTENZA</td> <td>POWER CARD</td> <td>CARTE DE PUISSANCE</td> <td>TARJETA POTENCIA</td> <td>POWERPLATINE</td> </tr> <tr> <td>SL8</td> <td>SCHEDA GIUNZIONE Sonda CUORE</td> <td>HEART PROBE JUNCTION BOARD</td> <td>CARTE DE JONCTION DE SONDE DE COEUR</td> <td>JUNTA DE LA UNION DE LA Sonda DEL CORAZON</td> <td>HERZTEST-ANSCHLUSSPLATTE</td> </tr> <tr> <td>T1</td> <td>TRASFORMATORE</td> <td>TRANSFORMER</td> <td>TRANSFORMATEUR</td> <td>TRANSFORMADOR</td> <td>TRANSFORMATOR</td> </tr> <tr> <td>X1,X2,X3,X4</td> <td>MORSETTIERA</td> <td>TERMINAL BLOCK</td> <td>BORNIER</td> <td>CONECTOR</td> <td>KLEMMLEISTE</td> </tr> <tr> <td>X5</td> <td>MORSETTIERA</td> <td>TERMINAL BLOCK</td> <td>BORNIER</td> <td>CONECTOR</td> <td>KLEMMLEISTE</td> </tr> <tr> <td>B1,B5</td> <td>SENSORE VELOCITA MOTORE</td> <td>MOTOR SPEED SENSOR</td> <td>CAPTEUR DE VITESSE MOTEUR</td> <td>SENSOR DE VELOCIDAD MOTOR</td> <td>GESCHWINDIGKEITSSENSOR</td> </tr> <tr> <td>B2</td> <td>SONDA AL CUORE</td> <td>CORE PROBE</td> <td>SONDE A COEUR</td> <td>SONDA CORAZON</td> <td>KERNTEMPERATURFUHLER</td> </tr> <tr> <td>B3,B4</td> <td>SONDA CAMERA</td> <td>TEMPERATURE PROBE</td> <td>SONDE DE CHAMBRE</td> <td>SONDA CAMARA</td> <td>GARRAUMTEMPERATURFUHLER</td> </tr> <tr> <td>E2,E3</td> <td>VENTOLA RAFFREDDAMENTO 230V</td> <td>COOLING FAN 230V</td> <td>TURBINE DE REFROIDISSEMENT 230V</td> <td>TURBINA DE REFRIGERACION 230V</td> <td>LÜFTER 230V</td> </tr> <tr> <td>E4</td> <td>VENTOLA RAFFREDDAMENTO 12V</td> <td>COOLING FAN 12V</td> <td>TURBINE DE REFROIDISSEMENT 12V</td> <td>TURBINA DE REFRIGERACION 12V</td> <td>LÜFTER 12V</td> </tr> <tr> <td>H1</td> <td>LUCE CAMERA</td> <td>OVEN LIGHT</td> <td>ECLAIRAGE DE CHAMBRE</td> <td>LUZ CAMARA</td> <td>BELEUCHTUNG</td> </tr> <tr> <td>R1,R2,R3,R4,R5,R6</td> <td>RESISTENZA DI MODULAZIONE VENTILATORE</td> <td>MOTOR MODULATION RESISTANCE</td> <td>RESISTANCE DE MODULATION VENTILATEUR</td> <td>RESISTENCIA MODULACION VELOCIDAD</td> <td>WIDERSTAND LOW FAN</td> </tr> <tr> <td>S1</td> <td>MICRO INTERRUTTORE PORTA</td> <td>DOOR MICROSWITCH</td> <td>MICROINTERRUPTEUR DE PORTE</td> <td>MICROINTERRUPTOR PUERTA</td> <td>TURKONTAKTSCHALTER</td> </tr> <tr> <td>SL2</td> <td>SCHEDA CONTROLLO</td> <td>CONTROL BOARD</td> <td>CARTE DE CONTROLE</td> <td>TARJETA DE CONTROL</td> <td>KONTROLL PLATINE</td> </tr> <tr> <td>Y1</td> <td>POMPA</td> <td>PUMP</td> <td>POMPE</td> <td>BOMBA</td> <td>PUMPE</td> </tr> <tr> <td>Y2,Y4,Y5,Y6</td> <td>ELETTROVALVOLA ACQUA</td> <td>WATER SOLENOID VALVE</td> <td>ELECTROVANNE EAU</td> <td>ELECTROVALVULA</td> <td>ELEKTROVENTIL</td> </tr> <tr> <td>Y3</td> <td>ELETTROVALVOLA ACQUA 3 STADI</td> <td>WATER SOLENOID VALVE 3STAGE</td> <td>ELECTROVANNE EAU 3 ETAPES</td> <td>ELECTROVALVULA 3 ETAPAS</td> <td>ELEKTROVENTIL 3 STUFEN</td> </tr> <tr> <td>Y7,Y8</td> <td>DRY MAXY</td> <td>DRY MAXY</td> <td>DRY MAXY</td> <td>DRY MAXY</td> <td>DRY MAXY</td> </tr> <tr> <td>E4</td> <td>VENTOLA RAFFREDDAMENTO 230V</td> <td>COOLING FAN 230V</td> <td>TURBINE DE REFROIDISSEMENT 230V</td> <td>TURBINA DE REFRIGERACION 230V</td> <td>LÜFTER 230V</td> </tr> <tr> <td>M1,M2,M3,M4,M5,M6</td> <td>MOTORE</td> <td>MOTOR</td> <td>MOTEUR</td> <td>MOTOR</td> <td>MOTOR</td> </tr> <tr> <td>S3</td> <td>MICRO INTERRUTTORE CARRELLO</td> <td>TROLLEY MICROSWITCH</td> <td>INTERRUPTEUR PANIER</td> <td>MICROINTERRUPTOR CARRO</td> <td>TROLLEY MICROSWITCH</td> </tr> <tr> <td>S5</td> <td>TERMOSTATO SICUREZZA</td> <td>SAFETY THERMOSTAT</td> <td>THERMOSTAT DE SECURITE</td> <td>TERMOSTATO DE SEGURIDAD</td> <td>SICHERHEITS THERMOSTAT</td> </tr> <tr> <td>S6</td> <td>PRESSOSTATO</td> <td>PRESSURE SWITCH</td> <td>PRESSOSTAT</td> <td>PRESÓSTATO</td> <td>DRUCKSCHALTER</td> </tr> <tr> <td>SL3</td> <td>SCHEDA I/O - USB</td> <td>USB - I/O BOARD</td> <td>USB - CARTE I/O</td> <td>USB - TARJETA I/O</td> <td>USB - I/O PLATINE</td> </tr> </tbody> </table>	Sigle	ITALIANO	ENGLISH	FRANCAIS	ESPAÑOL	DEUTSCH	C1,C2,C3,C4,C5,C6	CONDENSATORE	MOTOR CAPACTOR	CONDENSATEUR	CONDENSADOR	KONDENSATOR	K1,K2,K3,K4	TELERUTTORE	CONTACTOR	TELERUPTEUR	TELERRUPTOR	RELAIS	SL1	SCHEDA POTENZA	POWER CARD	CARTE DE PUISSANCE	TARJETA POTENCIA	POWERPLATINE	SL5	SCHEDA FILTRO EMC	EMC FILTER CARD	CARTE DE FILTRE EMC	TARJETA DE FILTRO EMC	EMC-FILTERPLATTE	SL6	SCHEDA POTENZA	POWER CARD	CARTE DE PUISSANCE	TARJETA POTENCIA	POWERPLATINE	SL8	SCHEDA GIUNZIONE Sonda CUORE	HEART PROBE JUNCTION BOARD	CARTE DE JONCTION DE SONDE DE COEUR	JUNTA DE LA UNION DE LA Sonda DEL CORAZON	HERZTEST-ANSCHLUSSPLATTE	T1	TRASFORMATORE	TRANSFORMER	TRANSFORMATEUR	TRANSFORMADOR	TRANSFORMATOR	X1,X2,X3,X4	MORSETTIERA	TERMINAL BLOCK	BORNIER	CONECTOR	KLEMMLEISTE	X5	MORSETTIERA	TERMINAL BLOCK	BORNIER	CONECTOR	KLEMMLEISTE	B1,B5	SENSORE VELOCITA MOTORE	MOTOR SPEED SENSOR	CAPTEUR DE VITESSE MOTEUR	SENSOR DE VELOCIDAD MOTOR	GESCHWINDIGKEITSSENSOR	B2	SONDA AL CUORE	CORE PROBE	SONDE A COEUR	SONDA CORAZON	KERNTEMPERATURFUHLER	B3,B4	SONDA CAMERA	TEMPERATURE PROBE	SONDE DE CHAMBRE	SONDA CAMARA	GARRAUMTEMPERATURFUHLER	E2,E3	VENTOLA RAFFREDDAMENTO 230V	COOLING FAN 230V	TURBINE DE REFROIDISSEMENT 230V	TURBINA DE REFRIGERACION 230V	LÜFTER 230V	E4	VENTOLA RAFFREDDAMENTO 12V	COOLING FAN 12V	TURBINE DE REFROIDISSEMENT 12V	TURBINA DE REFRIGERACION 12V	LÜFTER 12V	H1	LUCE CAMERA	OVEN LIGHT	ECLAIRAGE DE CHAMBRE	LUZ CAMARA	BELEUCHTUNG	R1,R2,R3,R4,R5,R6	RESISTENZA DI MODULAZIONE VENTILATORE	MOTOR MODULATION RESISTANCE	RESISTANCE DE MODULATION VENTILATEUR	RESISTENCIA MODULACION VELOCIDAD	WIDERSTAND LOW FAN	S1	MICRO INTERRUTTORE PORTA	DOOR MICROSWITCH	MICROINTERRUPTEUR DE PORTE	MICROINTERRUPTOR PUERTA	TURKONTAKTSCHALTER	SL2	SCHEDA CONTROLLO	CONTROL BOARD	CARTE DE CONTROLE	TARJETA DE CONTROL	KONTROLL PLATINE	Y1	POMPA	PUMP	POMPE	BOMBA	PUMPE	Y2,Y4,Y5,Y6	ELETTROVALVOLA ACQUA	WATER SOLENOID VALVE	ELECTROVANNE EAU	ELECTROVALVULA	ELEKTROVENTIL	Y3	ELETTROVALVOLA ACQUA 3 STADI	WATER SOLENOID VALVE 3STAGE	ELECTROVANNE EAU 3 ETAPES	ELECTROVALVULA 3 ETAPAS	ELEKTROVENTIL 3 STUFEN	Y7,Y8	DRY MAXY	DRY MAXY	DRY MAXY	DRY MAXY	DRY MAXY	E4	VENTOLA RAFFREDDAMENTO 230V	COOLING FAN 230V	TURBINE DE REFROIDISSEMENT 230V	TURBINA DE REFRIGERACION 230V	LÜFTER 230V	M1,M2,M3,M4,M5,M6	MOTORE	MOTOR	MOTEUR	MOTOR	MOTOR	S3	MICRO INTERRUTTORE CARRELLO	TROLLEY MICROSWITCH	INTERRUPTEUR PANIER	MICROINTERRUPTOR CARRO	TROLLEY MICROSWITCH	S5	TERMOSTATO SICUREZZA	SAFETY THERMOSTAT	THERMOSTAT DE SECURITE	TERMOSTATO DE SEGURIDAD	SICHERHEITS THERMOSTAT	S6	PRESSOSTATO	PRESSURE SWITCH	PRESSOSTAT	PRESÓSTATO	DRUCKSCHALTER	SL3	SCHEDA I/O - USB	USB - I/O BOARD	USB - CARTE I/O	USB - TARJETA I/O	USB - I/O PLATINE										
Sigle	ITALIANO	ENGLISH	FRANCAIS	ESPAÑOL	DEUTSCH																																																																																																																																																																																				
C1,C2,C3,C4,C5,C6	CONDENSATORE	MOTOR CAPACTOR	CONDENSATEUR	CONDENSADOR	KONDENSATOR																																																																																																																																																																																				
K1,K2,K3,K4	TELERUTTORE	CONTACTOR	TELERUPTEUR	TELERRUPTOR	RELAIS																																																																																																																																																																																				
SL1	SCHEDA POTENZA	POWER CARD	CARTE DE PUISSANCE	TARJETA POTENCIA	POWERPLATINE																																																																																																																																																																																				
SL5	SCHEDA FILTRO EMC	EMC FILTER CARD	CARTE DE FILTRE EMC	TARJETA DE FILTRO EMC	EMC-FILTERPLATTE																																																																																																																																																																																				
SL6	SCHEDA POTENZA	POWER CARD	CARTE DE PUISSANCE	TARJETA POTENCIA	POWERPLATINE																																																																																																																																																																																				
SL8	SCHEDA GIUNZIONE Sonda CUORE	HEART PROBE JUNCTION BOARD	CARTE DE JONCTION DE SONDE DE COEUR	JUNTA DE LA UNION DE LA Sonda DEL CORAZON	HERZTEST-ANSCHLUSSPLATTE																																																																																																																																																																																				
T1	TRASFORMATORE	TRANSFORMER	TRANSFORMATEUR	TRANSFORMADOR	TRANSFORMATOR																																																																																																																																																																																				
X1,X2,X3,X4	MORSETTIERA	TERMINAL BLOCK	BORNIER	CONECTOR	KLEMMLEISTE																																																																																																																																																																																				
X5	MORSETTIERA	TERMINAL BLOCK	BORNIER	CONECTOR	KLEMMLEISTE																																																																																																																																																																																				
B1,B5	SENSORE VELOCITA MOTORE	MOTOR SPEED SENSOR	CAPTEUR DE VITESSE MOTEUR	SENSOR DE VELOCIDAD MOTOR	GESCHWINDIGKEITSSENSOR																																																																																																																																																																																				
B2	SONDA AL CUORE	CORE PROBE	SONDE A COEUR	SONDA CORAZON	KERNTEMPERATURFUHLER																																																																																																																																																																																				
B3,B4	SONDA CAMERA	TEMPERATURE PROBE	SONDE DE CHAMBRE	SONDA CAMARA	GARRAUMTEMPERATURFUHLER																																																																																																																																																																																				
E2,E3	VENTOLA RAFFREDDAMENTO 230V	COOLING FAN 230V	TURBINE DE REFROIDISSEMENT 230V	TURBINA DE REFRIGERACION 230V	LÜFTER 230V																																																																																																																																																																																				
E4	VENTOLA RAFFREDDAMENTO 12V	COOLING FAN 12V	TURBINE DE REFROIDISSEMENT 12V	TURBINA DE REFRIGERACION 12V	LÜFTER 12V																																																																																																																																																																																				
H1	LUCE CAMERA	OVEN LIGHT	ECLAIRAGE DE CHAMBRE	LUZ CAMARA	BELEUCHTUNG																																																																																																																																																																																				
R1,R2,R3,R4,R5,R6	RESISTENZA DI MODULAZIONE VENTILATORE	MOTOR MODULATION RESISTANCE	RESISTANCE DE MODULATION VENTILATEUR	RESISTENCIA MODULACION VELOCIDAD	WIDERSTAND LOW FAN																																																																																																																																																																																				
S1	MICRO INTERRUTTORE PORTA	DOOR MICROSWITCH	MICROINTERRUPTEUR DE PORTE	MICROINTERRUPTOR PUERTA	TURKONTAKTSCHALTER																																																																																																																																																																																				
SL2	SCHEDA CONTROLLO	CONTROL BOARD	CARTE DE CONTROLE	TARJETA DE CONTROL	KONTROLL PLATINE																																																																																																																																																																																				
Y1	POMPA	PUMP	POMPE	BOMBA	PUMPE																																																																																																																																																																																				
Y2,Y4,Y5,Y6	ELETTROVALVOLA ACQUA	WATER SOLENOID VALVE	ELECTROVANNE EAU	ELECTROVALVULA	ELEKTROVENTIL																																																																																																																																																																																				
Y3	ELETTROVALVOLA ACQUA 3 STADI	WATER SOLENOID VALVE 3STAGE	ELECTROVANNE EAU 3 ETAPES	ELECTROVALVULA 3 ETAPAS	ELEKTROVENTIL 3 STUFEN																																																																																																																																																																																				
Y7,Y8	DRY MAXY	DRY MAXY	DRY MAXY	DRY MAXY	DRY MAXY																																																																																																																																																																																				
E4	VENTOLA RAFFREDDAMENTO 230V	COOLING FAN 230V	TURBINE DE REFROIDISSEMENT 230V	TURBINA DE REFRIGERACION 230V	LÜFTER 230V																																																																																																																																																																																				
M1,M2,M3,M4,M5,M6	MOTORE	MOTOR	MOTEUR	MOTOR	MOTOR																																																																																																																																																																																				
S3	MICRO INTERRUTTORE CARRELLO	TROLLEY MICROSWITCH	INTERRUPTEUR PANIER	MICROINTERRUPTOR CARRO	TROLLEY MICROSWITCH																																																																																																																																																																																				
S5	TERMOSTATO SICUREZZA	SAFETY THERMOSTAT	THERMOSTAT DE SECURITE	TERMOSTATO DE SEGURIDAD	SICHERHEITS THERMOSTAT																																																																																																																																																																																				
S6	PRESSOSTATO	PRESSURE SWITCH	PRESSOSTAT	PRESÓSTATO	DRUCKSCHALTER																																																																																																																																																																																				
SL3	SCHEDA I/O - USB	USB - I/O BOARD	USB - CARTE I/O	USB - TARJETA I/O	USB - I/O PLATINE																																																																																																																																																																																				
C																																																																																																																																																																																									
D																																																																																																																																																																																									
E																																																																																																																																																																																									
F																																																																																																																																																																																									

ED1468A

POWER SUPPLY - CONNECTION DIAGRAM

380 - 415V ~ 3PH + N + PE 50/60Hz

