



ARCOROC

DRINKWARE **2023**  
Collections



# S U M M A R Y



- ABSOLUTY *new* ..... 16
- ALAMEDA ..... 23
- AMÉLIA ..... 13
- AMSTERDAM ..... 19
- ARC ..... 38
- ARCADIE ..... 23
- ARPÈGE ..... 20
- ARPÈGE COLOR ..... 21
- À VIN ..... 37
- BARIL ..... 19
- BE BOP ..... 22
- BOCK 25 ..... 33
- BOURBON STREET ..... 20
- BRIO ..... 28
- BRITANNIA ..... 33
- BRIXTON ..... 20
- BROADWAY ..... 20-28
- CABERNET ABONDANT ..... 9
- CABERNET BALLON ..... 8
- CABERNET SUPRÊME ..... 9
- CABERNET TULIPE ..... 9
- CABERNET VINS JEUNES ..... 9-32
- CAMPUS ..... 25
- CAN ..... 22
- CARRÉ ..... 37
- CERVOISE ..... 32
- CHAMPAGNE & COCKTAIL ..... 28
- CHIQUITO ..... 24
- COCKTAIL ..... 28
- COLOR STUDIO ..... 21
- CONIQUE ..... 23
- DAMIER ..... 39
- DECANTA ..... 36
- DÉGUSTATION ..... 34
- DISTINCTION *new* ..... 7
- DOMAINE ..... 12
- ÉLÉGANCE ..... 14-19
- ÉLISA ..... 12-24
- EMPILABLE ..... 39
- ESKALE ..... 23
- ÉVIDENCE *new* ..... 10
- EXALTATION ..... 6
- EXPLORE ..... 36
- FINE CHAMPAGNE ..... 34
- FLUID ..... 37

• FLUID COLORS.....	38	• SENSATION EXALT.....	10
• FORUM.....	25	• SÉQUENCE.....	8-32
◦ FUNAMBULE.....	38	◦ SHAKER.....	30
• GIN.....	35	• SHETLAND.....	18
• GRANITY.....	25	• SIDRA.....	24
• HAWORTH.....	33	• SILHOUETTE <b>new</b> .....	14
• HOT SHOT.....	35	• SPIRALE.....	26
• HURRICANE.....	29	• SPIRITS.....	34
• IRISH COFFEE.....	35	• SPRING <b>new</b> .....	39
• ISLANDE.....	17	• STACK'UP.....	27
• KYOTO.....	30	• STACKY.....	27
• LIMA.....	16	• STOCKHOLM.....	19
• LINÉAL.....	13	• SUBLYM.....	8-32
• LINZ.....	32	• SYMÉTRIE <b>new</b> .....	10
• LOG.....	26	◦ TIVOLI.....	39
• LOG BRUSH.....	22	• TUBO.....	24
• LOUISIANE.....	20	• TULIP.....	33
• MACARON.....	6-18-36	• ULTIMATE.....	33
• MACARON FASCINATION.....	6	• VIGNE.....	16
• MAGNIFIQUE.....	12	• VIGNE.....	35
• MALÉA.....	17	• VILLENEUVE.....	7-28
• MARGARITA.....	29	• VINA.....	15-19-36
• MARTIGUES.....	30	• VIN AU VERRE.....	11
• MINÉRAL.....	12	• VITICOLE.....	15
• MONTI.....	29	• V. JULIETTE.....	12-19
• NEW YORK.....	26	• WEST LOOP.....	21-29-35
• NONIC.....	33	• WILLI BECHER.....	33
• NORMANDIE.....	13		
• NORVÈGE.....	26		
• OLD SQUARE.....	20		
• OPENING.....	36		
• OPEN'UP.....	6-18-32-36		
• OPEN'UP SPIRIT.....	34-35		
• OUTDOOR PERFECT.....	27-31-38		
• PINTA.....	24		
• PRIMARY.....	19		
• PRIMARY COLOR <b>new</b> .....	21		
• PRIMARY HANDCRAFT.....	21		
• PRINCESA.....	13-24		
• PRYSM.....	24		
• QUADRO.....	38		
• REIMS.....	29		
• REVEAL'UP.....	7-32		
• SALTO.....	18		
• SALTO ICE BLUE.....	22		
• SAVOIE.....	14		

HB: High Ball.  
 OF: Old Fashioned.  
 Ø M: Maximum diameter.  
 Ø W/O handle: Diameter without handle.  
 H: Height.  
 W: Weight.

**NEW**

2023 News

◦ Sold under **Luminarc**

*Photos are not binding.*

*The article designations are commercial designations where the size is indicative.*

**PACKAGING**

**F** → Closed box. Self-closing or semi-self-closing base.

**FF** → Closed box with window.

**R** → Shrink-wrap set.

**A** → Regular slotted carton used as primary packaging.

**B** → Types of secondary packaging Master carton.

*Example:*

F6/B4 = 24 - Primary packaging : F

Master carton : B

Number of pieces inside the primary packaging : 6

Number of primary packs in Master carton : 4



CHAMPAGNE







CHAMPAGNE

La Cave de  
Jean



## Expert Stemglasses

Classification of our Chef&Sommelier expert stemglasses according to the type of wine.

	SPARKLING WINE	YOUNG WINE	BIO WINE	MATURE WINE	FULL-BODIED WINE
Exaltation 	X				
Open'Up 		X			
Macaron 			X		
Macaron Fascination 				X	
Villeneuve 					X
Reveal'Up 	X Reveal'up Soft	X Reveal'up Soft		X Reveal'up Soft	X Reveal'up Intense

## Exaltation

C&S KRYSTA

SHEER RIM / EFFERVESCENCE PLUS



35 cl

Ø M = 82 mm  
H = 235 mm  
W = 155 g

**Q0818**

F6/B4=24



30 cl

Ø M = 78 mm  
H = 211 mm  
W = 150 g

**Q1151**

F6/B4=24

**Q9945**

F2/B4=8



≈19 cl

60 cl

Ø M = 105 mm  
H = 235 mm  
W = 195 g

**L9414**

F6/B2=12



≈15 cl

50 cl

Ø M = 100 mm  
H = 215 mm  
W = 167 g

**L9412**

F6/B4=24



≈12,5 cl

40 cl

Ø M = 94 mm  
H = 200 mm  
W = 135 g

**L9267**

F6/B4=24



≈12,5 cl

30 cl

Ø M = 83 mm  
H = 197 mm  
W = 130 g

**L9348**

F6/B4=24



40 cl HB

Ø M = 87 mm  
H = 103 mm  
W = 138 g

**N0834**

F6/B4=24

Collection that has also a DECANTER, (P.36).

C&S KRYSTA

SHEER RIM / \* EFFERVESCENCE PLUS

## Macaron Fascination

C&S KRYSTA

SHEER RIM / \* EFFERVESCENCE PLUS



60 cl

Ø M = 108 mm  
H = 228 mm  
W = 168 g

**N6385**

F6/B4=24



50 cl

Ø M = 103 mm  
H = 215 mm  
W = 154 g

**N6383**

F6/B4=24



40 cl

Ø M = 95 mm  
H = 200 mm  
W = 133 g

**N6380**

F6/B4=24



30 cl

Ø M = 95 mm  
H = 191 mm  
W = 131 g

**N6386**

F6/B4=24



40 cl HB

Ø M = 87 mm  
H = 103 mm  
W = 138 g

**N0834**

F6/B4=24



≈ 11 cl

55 cl TANNIC

Ø M = 107 mm  
H = 233 mm  
W = 207 g

**U1013**

F6/B4=24



≈ 9,5 cl

47 cl SOFT

Ø M = 103 mm  
H = 226 mm  
W = 207 g

**U1012**

F6/B4=24

Collection that has also a DECANTER, (P.36).

## Open'Up...

C&S KRYSTA

SHEER RIM

## ... Open'Up

C&S KRYSTA

SHEER RIM / \* EFFERVESCENCE PLUS



≈ 6 cl

40 cl UNIVERSAL TASTING

Ø M = 91 mm  
H = 231 mm  
W = 198 g

**U1011**

F6/B4=24




≈10 cl

37 cl ROUND

Ø M = 96 mm  
H = 211 mm  
W = 166 g

**U1010**

F6/B4=24



≈ 4 cl

32 cl PRO TASTING

Ø M = 87 mm  
H = 180 mm  
W = 134 g

**U1008**

F6/B4=24



≈12,5 cl

20 cl

Ø M = 74 mm  
H = 234 mm  
W = 161 g

**U1051**

F6/B4=24



35 cl HB

Ø M = 78 mm  
H = 118 mm  
W = 150 g

**U1041**

F6/B4=24



38 cl OF

Ø M = 93 mm  
H = 94 mm  
W = 155 g

**U1033**

F6/B4=24

Collection that also has AFTER-DINNER DRINKS and DECANTER, (P. 34, 35, 36).

# Reveal'Up

C&S KRISTA

SHEER RIM / \* EFFERVESCENCE PLUS



≈12cl

50 cl SOFT  
Ø M = 96 mm  
H = 246 mm  
W = 199 g

**N1738**  
F6/B2=12



≈10cl

40 cl SOFT  
Ø M = 91 mm  
H = 231 mm  
W = 191 g

**J8743**  
F6/B4=24

**Q8623**  
F2/B8=16



≈ 7 cl

30 cl SOFT  
Ø M = 83 mm  
H = 217 mm  
W = 140 g

**J8908**  
F6/B4=24



≈13cl

55 cl INTENSE  
Ø M = 111 mm  
H = 234 mm  
W = 200 g

**J9014**  
F6/B4=24



≈10cl

45 cl INTENSE  
Ø M = 104 mm  
H = 221 mm  
W = 189 g

**J8742**  
F6/B4=24



21 cl

Ø M = 70 mm  
H = 233 mm  
W = 153 g

**J8907**  
F6/B4=24

# Villeneuve

C&S KRISTA

SHEER RIM



73 cl

Ø M = 101 mm  
H = 258 mm  
W = 229 g

**Q5375**  
A12=12



63,5 cl

Ø M = 105 mm  
H = 227 mm  
W = 212 g

**Q5373**  
A12=12



53,5 cl

Ø M = 90 mm  
H = 248 mm  
W = 213 g

**Q5374**  
A12=12



47,5 cl

Ø M = 87 mm  
H = 228 mm  
W = 177 g

**Q5376**  
A12=12



26,5 cl

Ø M = 86 mm  
H = 201 mm  
W = 162 g

**Q5372**  
A12=12



Match with the collection Exaltation, (P.6).

# UNIVERSAL

NEW

# Distinction

C&S KRISTA

SHEER RIM / \* EFFERVESCENCE PLUS



47 cl

Ø M = 96 mm  
H = 233 mm  
W = 182 g

**Q9064**  
F6/B4=24



38 cl

Ø M = 91 mm  
H = 220 mm  
W = 175 g

**Q9062**  
F6/B4=24



28 cl

Ø M = 83 mm  
H = 207 mm  
W = 148 g

**Q8990**  
F6/B4=24



23 cl

Ø M = 70 mm  
H = 233 mm  
W = 130 g

**Q9080**  
F6/B4=24

## Séquence...

C&S KRISTA

SHEER RIM / \* EFFERVESCENCE PLUS



74 cl

Ø M = 100 mm  
H = 235 mm  
W = 200 g

**L9951**  
F6/B2=12



62 cl

Ø M = 95 mm  
H = 235 mm  
W = 205 g

**N9710**  
F6/B4=24



55 cl

Ø M = 90 mm  
H = 235 mm  
W = 190 g

**L9950**  
F6/B2=12



44 cl

Ø M = 87 mm  
H = 227 mm  
W = 177 g

**L9949**  
F6/B2=12



35 cl

Ø M = 79 mm  
H = 210 mm  
W = 155 g

**L9948**  
F6/B4=24



24 cl IMPERIALE

Ø M = 69 mm  
H = 235 mm  
W = 155 g

**P3787**  
F6/B4=24



17 cl

Ø M = 70 mm  
H = 208 mm  
W = 135 g

**L9947**  
F6/B4=24

## ...Séquence

C&S KRISTA

SHEER RIM



47 cl MULTIPURPOSE

Ø M = 86 mm  
H = 180 mm  
W = 163 g

**N9711**  
F6/B4=24



37 cl BEER

Ø M = 80 mm  
H = 150 mm  
W = 130 g

**P0089**  
F6/B4=24



21 cl PORTO

Ø M = 66 mm  
H = 190 mm  
W = 115 g

**N9696**  
F6/B4=24

## Sublym...

C&S KRISTA

SHEER RIM



55 cl

Ø M = 92 mm  
H = 260 mm  
W = 215 g

**V3604**  
F6/B2=12



45 cl

Ø M = 87 mm  
H = 250 mm  
W = 201 g

**N1739**  
F6/B2=12



35 cl

Ø M = 81 mm  
H = 230 mm  
W = 175 g

**L2761**  
F6/B4=24



25 cl

Ø M = 72 mm  
H = 207 mm  
W = 150 g

**L2609**  
F6/B4=24

## ...Sublym

C&S KRISTA

SHEER RIM / \* EFFERVESCENCE PLUS



21 cl

Ø M = 70 mm  
H = 240 mm  
W = 140 g

**L2762**  
F6/B4=24



60 cl BALLON

Ø M = 111 mm  
H = 229 mm  
W = 210 g

**N4742**  
F6/B2=12



35 cl MULTIPURPOSE

Ø M = 81 mm  
H = 177 mm  
W = 175 g

**N5368**  
F6/B4=24



70 cl

Ø M = 113 mm  
H = 221 mm  
W = 270 g

**46981**  
F6/B4=24



58 cl

Ø M = 106 mm  
H = 209 mm  
W = 235 g

**47026**  
F6/B4=24



47 cl

Ø M = 99 mm  
H = 196 mm  
W = 190 g

**47017**  
F6/B4=24



35 cl

Ø M = 91 mm  
H = 182 mm  
W = 190 g

**47019**  
F6/B4=24

**N4585**  
A12=12



Cabernet Abondant C&S

SHEER RIM

KRYSTA



75 cl

Ø M = 110 mm  
H = 220 mm  
W = 256 g

**FJ037**  
F6/B2=12



50 cl

Ø M = 110 mm  
H = 201 mm  
W = 217 g

**FJ038**  
F6/B2=12

Cabernet Suprême C&S

SHEER RIM

KRYSTA



62 cl

Ø M = 95 mm  
H = 240 mm  
W = 253 g

**FJ035**  
F6/B2=24



47 cl

Ø M = 87 mm  
H = 216 mm  
W = 216 g

**FJ036**  
F6/B2=12



Cabernet Tulipe...

C&S KRYSTA

SHEER RIM



75 cl

Ø M = 101 mm  
H = 255 mm  
W = 222 g

**D0795**  
F6/B2=12



58 cl

Ø M = 94 mm  
H = 230 mm  
W = 225 g

**46888**  
F6/B4=24

**N4580**  
A12=12



47 cl

Ø M = 88 mm  
H = 220 mm  
W = 200 g

**46961**  
F6/B4=24

**N4581**  
A12=12



35 cl

Ø M = 81 mm  
H = 203 mm  
W = 181 g

**46973**  
F6/B4=24

**N4574**  
A12=12



25 cl

Ø M = 72 mm  
H = 180 mm  
W = 146 g

**46978**  
F6/B4=24

**N4582**  
A12=12



19 cl

Ø M = 66 mm  
H = 165 mm  
W = 142 g

**53468**  
F6/B4=24



12 cl

Ø M = 54 mm  
H = 150 mm  
W = 102 g

**14798**  
F6/B4=24



7 cl

Ø M = 52 mm  
H = 135 mm  
W = 80 g

**V5794**  
F6/B4=24

...Cabernet Tulipe

C&S KRYSTA

SHEER RIM / \* EFFERVESCENCE PLUS



47 cl

Ø M = 81 mm  
H = 188 mm  
W = 235 g

**G3570**  
F6/B4=24



40 cl

Ø M = 81 mm  
H = 167 mm  
W = 192 g

**G3573**  
F6/B4=24



24 cl

Ø M = 70 mm  
H = 235 mm  
W = 141 g

**D0796**  
F6/B4=24



16 cl

Ø M = 70 mm  
H = 225 mm  
W = 145 g

**48024**  
F6/B4=24

**N4583**  
A12=12



≈16 cl

58 cl

Ø M = 104 mm  
H = 223 mm  
W = 201 g

**E2789**  
F6/B4=24



≈13 cl

47 cl

Ø M = 97 mm  
H = 214 mm  
W = 190 g

**E2790**  
F6/B4=24



≈10 cl

35 cl

Ø M = 90 mm  
H = 200 mm  
W = 163 g

**E2788**  
F6/B4=24

Cabernet Vins jeunes C&S KRYSTA

SHEER RIM

**NEW** Evidence

C&S KRISTA

SHEER RIM / \* EFFERVESCENCE PLUS



45 cl  
 Ø M = 84 mm  
 H = 209 mm  
 W = 180 g  
**V2821**  
 F6/B4=24



35 cl  
 Ø M = 79 mm  
 H = 180 mm  
 W = 140 g  
**V2620**  
 F6/B4=24



27 cl  
 Ø M = 73 mm  
 H = 148 mm  
 W = 120 g  
**V2822**  
 F6/B4=24



16 cl  
 Ø M = 63 mm  
 H = 190 mm  
 W = 140 g  
**V2823**  
 F6/B4=24



Sensation Exalt

C&S KRISTA

SHEER RIM / \* EFFERVESCENCE PLUS



41 cl  
 Ø M = 87 mm  
 H = 206 mm  
 W = 266 g  
**E7695**  
 F6/B4=24



31 cl  
 Ø M = 80 mm  
 H = 197 mm  
 W = 218 g  
**E7696**  
 F6/B4=24



25 cl  
 Ø M = 74 mm  
 H = 187 mm  
 W = 164 g  
**E7697**  
 F6/B4=24



20 cl  
 Ø M = 70 mm  
 H = 180 mm  
 W = 159 g  
**E7698**  
 F6/B4=24



19 cl  
 Ø M = 70 mm  
 H = 210 mm  
 W = 169 g  
**E7700**  
 F6/B4=24

**NEW** Symétrie

C&S KRISTA

SHEER RIM / \* EFFERVESCENCE PLUS



58 cl  
 Ø M = 106 mm  
 H = 209 mm  
 W = 235 g  
**Q8707**  
 F6/B4=24



55 cl  
 Ø M = 92 mm  
 H = 260 mm  
 W = 215 g  
**V2696**  
 F6/B4=24



45 cl  
 Ø M = 87 mm  
 H = 250 mm  
 W = 205 g  
**V0391**  
 F6/B4=24



35 cl  
 Ø M = 80 mm  
 H = 230 mm  
 W = 178 g  
**V1483**  
 F6/B4=24



21 cl  
 Ø M = 114 mm  
 H = 179 mm  
 W = 168 g  
**V1171**  
 F6/B4=24



21 cl  
 Ø M = 75 mm  
 H = 240 mm  
 W = 140 g  
**V2697**  
 F6/B4=24



16 cl  
 Ø M = 65 mm  
 H = 198 mm  
 W = 127 g  
**V1375**  
 F6/B4=24

## Vin au verre

C&S **KRYSTA**

SHEER RIM

$\approx 15$  cl  
 $\approx 12,5$  cl  
 $\approx 10$  cl

$\approx 14,5$  cl  $\leftarrow \rightarrow \approx 12,5$  cl

$\approx 15$  cl  
 $\approx 12,5$  cl  
 $\approx 10$  cl

35 cl CABERNET TULIPE GRAPPE  
 $\varnothing$  M = 81 mm  
 H = 203 mm  
 W = 181 g  
**P9026**  
 F6/B4=24

35 cl CABERNET TULIPE ELLIPSE  
 $\varnothing$  M = 81 mm  
 H = 203 mm  
 W = 181 g  
**J4587**  
 F6/B4=24

35 cl CABERNET VINS JEUNES GRAPPE  
 $\varnothing$  M = 90 mm  
 H = 200 mm  
 W = 163 g  
**P8619**  
 F6/B4=24



## Vin au verre

ARCOROC Annealed **GLASS**

\* SHEER RIM

$\approx 15$  cl  
 $\approx 12,5$  cl  
 $\approx 10$  cl

$\approx 14,5$  cl  $\leftarrow \rightarrow \approx 12,5$  cl

30 cl V. JULIETTE GRAPPE  
 $\varnothing$  M = 79 mm  
 H = 188 mm  
 W = 150 g  
**P8575**  
 F6/B4=24

21,5 cl VITICOLE ELLIPSE  
 $\varnothing$  M = 65 mm  
 H = 155 mm  
 W = 125 g  
**C6308**  
 F12/B4=48



**SHEER RIM**

**Magnifique** ARCOROC Annealed GLASS

SHEER RIM



47 cl  
 Ø M = 97 mm  
 H = 227 mm  
 W = 179 g  
**L9398**  
 F6/B2=12



35 cl  
 Ø M = 90 mm  
 H = 210 mm  
 W = 158 g  
**L9396**  
 F6/B4=24

**Minéral**

ARCOROC Annealed GLASS

SHEER RIM / \* EFFERVESCENCE PLUS



45 cl  
 Ø M = 84 mm  
 H = 234 mm  
 W = 185 g  
**H2006**  
 F6/B4=24



35 cl  
 Ø M = 79 mm  
 H = 219 mm  
 W = 195 g  
**H2007**  
 F6/B4=24



27 cl  
 Ø M = 73 mm  
 H = 202 mm  
 W = 155 g  
**H2010**  
 F6/B4=24



16 cl  
 Ø M = 63 mm  
 H = 224 mm  
 W = 128 g  
**H2090**  
 F6/B4=24

**V. Juliette**

ARCOROC Annealed GLASS

SHEER RIM / \* EFFERVESCENCE PLUS



50 cl  
 Ø M = 92 mm  
 H = 217 mm  
 W = 232 g  
**N5993**  
 F6/B4=24



40 cl  
 Ø M = 86 mm  
 H = 206 mm  
 W = 190 g  
**N4907**  
 F6/B4=24



30 cl  
 Ø M = 79 mm  
 H = 188 mm  
 W = 150 g  
**N5163**  
 F6/B4=24



23 cl  
 Ø M = 69 mm  
 H = 218 mm  
 W = 142 g  
**N5082**  
 F6/B4=24



40 cl HB  
 Ø M = 88 mm  
 H = 110 mm  
 W = 165 g  
**N5994**  
 F6/B4=24



35 cl OF  
 Ø M = 94 mm  
 H = 83 mm  
 W = 150 g  
**N5995**  
 F6/B4=24

**TEMPERED**

**Domaine** ARCOROC Tempered GLASS

**Élisa**

ARCOROC Tempered GLASS



47 cl  
 Ø M = 91 mm  
 H = 220 mm  
 W = 199 g  
**L8904**  
 F6/B2=12



37 cl  
 Ø M = 83 mm  
 H = 202 mm  
 W = 170 g  
**L7426**  
 F6/B4=24



27 cl  
 Ø M = 76 mm  
 H = 182 mm  
 W = 147 g  
**L8535**  
 F6/B4=24



42 cl  
 Ø M = 85 mm  
 H = 212 mm  
 W = 235 g  
**J4726**  
 F6/B8=48



30 cl  
 Ø M = 76 mm  
 H = 194 mm  
 W = 190 g  
**J4727**  
 F6=6  
**J4728**  
 F6/B4=24



23 cl  
 Ø M = 70 mm  
 H = 176 mm  
 W = 170 g  
**J4729**  
 F6=6  
**J4730**  
 F6/B8=48



17 cl  
 Ø M = 61 mm  
 H = 192 mm  
 W = 130 g  
**J4734**  
 F6=6  
**J4746**  
 F6/B4=24



23 cl OF  
 Ø M = 73 mm  
 H = 82 mm  
 W = 185 g  
**J4591**  
 F6/B4=24

## Linéal

ARCOROC Tempered GLASS



31 cl

Ø M = 82 mm  
H = 197 mm  
W = 151 g

**C3570**  
F6/B4=24



25 cl

Ø M = 77 mm  
H = 174 mm  
W = 145 g

**C3572**  
F6/B4=24



19 cl

Ø M = 70 mm  
H = 165 mm  
W = 128 g

**C3571**  
F6/B4=24

## Normandie

ARCOROC Tempered  
GLASS



24 cl

Ø M = 74 mm  
H = 162 mm  
W = 225 g

**O7810**  
F12/B4=48



16 cl

Ø M = 67 mm  
H = 145 mm  
W = 178 g

**I1392**  
F12/B4=48



14 cl

Ø M = 57 mm  
H = 173 mm  
W = 182 g

**I3515**  
F12/B4=48



42 cl

Ø M = 89 mm  
H = 212 mm  
W = 220 g

**P4000**  
F6/B4=24



31 cl

Ø M = 81 mm  
H = 197 mm  
W = 182 g

**J4158**  
F6=6

**P3263**  
F6/B4=24



23 cl

Ø M = 75 mm  
H = 174 mm  
W = 145 g

**J4160**  
F6=6

**J4159**  
F6/B4=24



19 cl

Ø M = 69 mm  
H = 165 mm  
W = 120 g

**J4162**  
F6=6

**J4161**  
F6/B4=24



15 cl

Ø M = 61 mm  
H = 196 mm  
W = 141 g

**J4167**  
F6=6

**P3999**  
F6/B4=24

## TEMPERED & STACKABLE

## Amélia

ARCOROC Tempered GLASS  
PERFECTLY STACKABLE



25 cl

Ø M = 79 mm  
H = 117 mm  
W = 162 g

**E3562**  
F12/B4=48



19 cl

Ø M = 72 mm  
H = 107 mm  
W = 140 g

**E3559**  
F12/B4=48



16 cl

Ø M = 68 mm  
H = 101 mm  
W = 130 g

**75187**  
F12/B4=48



Élégance...

ARCOROC Annealed GLASS



31 cl  
 Ø M = 81 mm  
 H = 180 mm  
 W = 174 g  
**50143**  
 F6/B6=36  
**N9323**  
 A12=12



24,5 cl  
 Ø M = 74 mm  
 H = 165 mm  
 W = 141 g  
**37405**  
 F12/B4=48  
**N9330**  
 A12=12



19 cl  
 Ø M = 69 mm  
 H = 153 mm  
 W = 127 g  
**37413**  
 F12/B4=48  
**N9322**  
 A12=12



14,5 cl  
 Ø M = 64 mm  
 H = 142 mm  
 W = 95 g  
**37249**  
 F12/B4=48  
**N9324**  
 A12=12



12 cl  
 Ø M = 59 mm  
 H = 134 mm  
 W = 93 g  
**37439**  
 F12/B4=48



6,5 cl  
 Ø M = 48 mm  
 H = 113 mm  
 W = 70 g  
**37264**  
 F12/B4=48

...Élégance ARCOROC Annealed GLASS

Savoie

ARCOROC Annealed GLASS



17 cl  
 Ø M = 57 mm  
 H = 179 mm  
 W = 115 g  
**37298**  
 F12/B4=48  
**N9328**  
 A12=12



13 cl  
 Ø M = 58 mm  
 H = 179 mm  
 W = 110 g  
**56416**  
 F12/B4=48  
**N9327**  
 A12=12



10 cl  
 Ø M = 58 mm  
 H = 159 mm  
 W = 103 g  
**56626**  
 F12/B4=48  
**N9326**  
 A12=12



16 cl  
 Ø M = 90 mm  
 H = 122 mm  
 W = 132 g  
**37652**  
 F12/B4=48  
**N9329**  
 A12=12



35 cl  
 Ø M = 84 mm  
 H = 183 mm  
 W = 182 g  
**50463**  
 F6/B8=48



24 cl  
 Ø M = 74 mm  
 H = 152 mm  
 W = 124 g  
**27778**  
 F12/B4=48



19 cl  
 Ø M = 69 mm  
 H = 140 mm  
 W = 112 g  
**27786**  
 F12/B4=48



15 cl  
 Ø M = 64 mm  
 H = 134 mm  
 W = 100 g  
**27794**  
 F12/B4=48



17 cl  
 Ø M = 61 mm  
 H = 170 mm  
 W = 117 g  
**27810**  
 F12/B4=48

NEW

Silhouette

ARCOROC Annealed GLASS



47 cl  
 Ø M = 92 mm  
 H = 194 mm  
 W = 182 g  
**V3228**  
 F6/B4=24



31 cl  
 Ø M = 82 mm  
 H = 179 mm  
 W = 163 g  
**V3217**  
 F6/B4=24



25 cl  
 Ø M = 77 mm  
 H = 165 mm  
 W = 145 g  
**V3216**  
 F6/B4=24



19 cl  
 Ø M = 70 mm  
 H = 153 mm  
 W = 122 g  
**V3215**  
 F6/B4=24








18 cl  
 Ø M = 64 mm  
 H = 180 mm  
 W = 120 g  
**V3226**  
 F6/B4=24



## Vina...

ARCOROC Annealed GLASS







				
58 cl	48 cl	36 cl	26 cl	19 cl
Ø M = 94 mm H = 230 mm W = 233 g	Ø M = 88 mm H = 219 mm W = 199 g	Ø M = 81 mm H = 202 mm W = 178 g	Ø M = 72 mm H = 180 mm W = 150 g	Ø M = 70 mm H = 225 mm W = 140 g
<b>L3605</b> F6/B4=24	<b>L1348</b> F6/B4=24	<b>L1349</b> F6/B4=24	<b>L1967</b> F6/B4=24	<b>L1351</b> F6/B4=24

Collection that has also a DECANTER, (P.36).

## ...Vina




ARCOROC Annealed GLASS

			
70 cl	58 cl <b>SPLENDID</b>	36 cl HB	34 cl OF
Ø M = 113 mm H = 195 mm W = 245 g	Ø M = 106 mm H = 209 mm W = 212 g	Ø M = 76 mm H = 121 mm W = 220 g	Ø M = 90 mm H = 84 mm W = 185 g
<b>N2760</b> F6/B2=12	<b>P7908</b> F6/B4=24	<b>L1346</b> F6/B4=24	<b>L1347</b> F6/B4=24

Collection that has also a DECANTER, (P.36).

## Viticole

ARCOROC Annealed GLASS

		
31 cl	21,5 cl	12 cl
Ø M = 72 mm H = 175 mm W = 155 g	Ø M = 65 mm H = 155 mm W = 125 g	Ø M = 54 mm H = 131 mm W = 90 g
<b>42257</b> F6=6	<b>37266</b> F6=6	<b>42260</b> F6=6
<b>42250</b> F6/B4=24	<b>37260</b> F6/B4=24	<b>42258</b> F6/B4=24



NEW

## Absoluty

C&S KRYSTA  
SHEER RIM



45 cl HB

Ø M = 84 mm  
H = 127 mm  
W = 220 g

**Q 9217**  
F6/B4=24



37 cl HB

Ø M = 79 mm  
H = 119 mm  
W = 190 g

**Q 9216**  
F6/B4=24



32 cl OF

Ø M = 85 mm  
H = 91 mm  
W = 175 g

**Q 9214**  
F6/B4=24



25 cl OF

Ø M = 78 mm  
H = 85 mm  
W = 150 g

**Q 9215**  
F6/B4=24



45 cl HB

Ø M = 77 mm  
H = 160 mm  
W = 250 g

**L 2356**  
F6/B4=24



40 cl HB

Ø M = 77 mm  
H = 133 mm  
W = 240 g

**L 8110**  
F6/B4=24



38 cl HB

Ø M = 88 mm  
H = 110 mm  
W = 220 g

**G 3368**  
F6/B4=24



35 cl OF

Ø M = 93 mm  
H = 83 mm  
W = 225 g

**G 3367**  
F6/B4=24

## Vigne

C&S KRYSTA  
SHEER RIM



45 cl HB

Ø M = 70 mm  
H = 165 mm  
W = 309 g

**L 2369**  
F6/B4=24



33 cl HB

Ø M = 69 mm  
H = 126 mm  
W = 237 g

**G 3674**  
F6/B4=24



22 cl HB

Ø M = 61 mm  
H = 111 mm  
W = 186 g

**G 3658**  
F6/B4=24



37 cl OF

Ø M = 93 mm  
H = 87 mm  
W = 376 g

**L 2370**  
F6/B4=24



31 cl OF

Ø M = 84 mm  
H = 83 mm  
W = 253 g

**G 3666**  
F6/B4=24



20 cl OF

Ø M = 75 mm  
H = 74 mm  
W = 212 g

**G 3659**  
F6/B4=24





Islande...

ARCOROC Annealed GLASS



46 cl HB  
Ø M = 74 mm  
H = 158 mm  
W = 300 g

**Q7781**  
F6/B4=24



36 cl HB  
Ø M = 64 mm  
H = 170 mm  
W = 287 g

**J4226**  
F6/B4=24  
**N7677**  
A12=12



33 cl HB  
Ø M = 63 mm  
H = 157 mm  
W = 282 g

**J3310**  
F6=6  
**N6639**  
F6/B4=24  
**N7676**  
A12=12



31 cl HB  
Ø M = 60 mm  
H = 166 mm  
W = 275 g

**J3309**  
F6=6  
**J4227**  
F6/B4=24  
**N7541**  
A12=12



29 cl HB  
Ø M = 63 mm  
H = 145 mm  
W = 270 g

**J3308**  
F6=6  
**N6640**  
F6/B4=24  
**N7540**  
A12=12



22 cl HB  
Ø M = 58 mm  
H = 131 mm  
W = 225 g

**J3307**  
F6=6  
**N6641**  
F6/B4=24  
**N7675**  
A12=12



16 cl HB  
Ø M = 55 mm  
H = 100 mm  
W = 175 g

**N6643**  
F6/B4=24  
**N7537**  
A12=12



22 cl HB TUBO  
Ø M = 53 mm  
H = 152 mm  
W = 220 g

**J3315**  
F6=6  
**N6642**  
F6/B4=24  
**N7681**  
A12=12

... Islande

ARCOROC Annealed GLASS



17 cl HB TUBO  
Ø M = 52 mm  
H = 125 mm  
W = 200 g

**J3314**  
F6/B4=24  
**N7679**  
A12=12



10 cl HB TUBO  
Ø M = 51 mm  
H = 87 mm  
W = 170 g

**J4238**  
F6/B4=24  
**N7678**  
A12=12



38 cl OF  
Ø M = 89 mm  
H = 96 mm  
W = 420 g

**N6377**  
F6/B4=24  
**N7544**  
A12=12



30 cl OF  
Ø M = 79 mm  
H = 93 mm  
W = 333 g

**J3313**  
F6=6  
**J4239**  
F6/B4=24  
**N7543**  
A12=12



20 cl OF  
Ø M = 70 mm  
H = 84 mm  
W = 245 g

**J3312**  
F6=6  
**J4241**  
F6/B4=24  
**N7542**  
A12=12



6 cl HB  
Ø M = 38 mm  
H = 105 mm  
W = 109 g

**I2365**  
F12=12  
**40375**  
F12/B6=72  
**N7536**  
A12=12



6 cl HB FROSTED  
Ø M = 38 mm  
H = 105 mm  
W = 109 g

**75228**  
F12/B6=72



5.5 cl HB A ANSE  
Ø M = 45 mm  
H = 101 mm  
W = 115 g

**72388**  
F12/B6=72  
**N7546**  
A12=12

Maléa

ARCOROC Annealed GLASS

SHEER RIM



35 cl HB  
Ø M = 76 mm  
H = 126 mm  
W = 232 g  
**H4531**  
F6/B4=24



30 cl OF  
Ø M = 77 mm  
H = 105 mm  
W = 242 g  
**H4623**  
F6/B4=24



Salto

ARCOROC Annealed GLASS



50 cl HB  
 Ø M = 82 mm  
 H = 146 mm  
 W = 290 g  
**N5828**  
 F6/B4=24



35 cl HB  
 Ø M = 76 mm  
 H = 121 mm  
 W = 220 g  
**N5812**  
 F6/B4=24



32 cl OF  
 Ø M = 90 mm  
 H = 84 mm  
 W = 260 g  
**N5831**  
 F6/B4=24



6 cl OF  
 Ø M = 48 mm  
 H = 66 mm  
 W = 76 g  
**N5834**  
 F12/B4=48

Shetland

ARCOROC Annealed GLASS



42 cl HB  
 Ø M = 89 mm  
 H = 146 mm  
 W = 310 g  
**79698**  
 F12/B4=48



35 cl HB  
 Ø M = 83 mm  
 H = 138 mm  
 W = 270 g  
**79728**  
 F12/B4=48



22 cl HB  
 Ø M = 73 mm  
 H = 123 mm  
 W = 208 g  
**79736**  
 F12/B4=48



15 cl HB  
 Ø M = 68 mm  
 H = 81 mm  
 W = 150 g  
**C8312**  
 F12/B4=48



9 cl HB  
 Ø M = 60 mm  
 H = 78 mm  
 W = 100 g  
**C8222**  
 F12/B4=48



32 cl OF  
 Ø M = 97 mm  
 H = 97 mm  
 W = 293 g  
**79741**  
 F12/B4=48



25 cl OF  
 Ø M = 90 mm  
 H = 88 mm  
 W = 250 g  
**79747**  
 F12/B4=48

THIN BASE

Macaron C&S **KRYSTA**  
 SHEER RIM



40 cl HB  
 Ø M = 87 mm  
 H = 103 mm  
 W = 138 g  
**N0834**  
 F6/B4=24

Collection that also has  
 a STEMGLASSES offer, (P.6).

Open'Up C&S **KRYSTA**  
 SHEER RIM



35 cl HB  
 Ø M = 77 mm  
 H = 118 mm  
 W = 150 g  
**U1041**  
 F6/B4=24

Collection that also has  
 a STEMGLASSES offer, (P.6).



38 cl OF  
 Ø M = 93 mm  
 H = 94 mm  
 W = 155 g  
**U1033**  
 F6/B4=24



Primary

C&S **KRYSTA**  
SHEER RIM

Amsterdam **ARCOROC** Annealed **GLASS**



44 cl HB

Ø M = 87 mm  
H = 110 mm  
W = 155 g

**G3323**  
F6/B4=24



40 cl HB

Ø M = 76 mm  
H = 127 mm  
W = 150 g

**L8677**  
F6/B4=24



36 cl HB

Ø M = 81 mm  
H = 101 mm  
W = 153 g

**G3322**  
F6/B4=24



27 cl HB

Ø M = 74 mm  
H = 93 mm  
W = 122 g

**G0036**  
F6/B4=24



27 cl HB

Ø M = 62 mm  
H = 135 mm  
W = 210 g

**N8857**  
F6/B8=48  
**O5985**  
F6=6

Baril **ARCOROC** Annealed **GLASS**

Élégance

**ARCOROC** Annealed **GLASS**



16 cl HB

Ø M = 58 mm  
H = 80 mm  
W = 92 g

**61633**  
F6/B8=48



34 cl HB

Ø M = 66 mm  
H = 147 mm  
W = 255 g

**76399**  
A48=48



28 cl HB

Ø M = 65 mm  
H = 128 mm  
W = 245 g

**49352**  
A48=48



23 cl HB

Ø M = 65 mm  
H = 110 mm  
W = 220 g

**76397**  
A48=48



17 cl HB

Ø M = 64 mm  
H = 85 mm  
W = 190 g

**77873**  
A48=48

Collection that also has a STEMGLASSES offer, (P.14).

Stockholm **ARCOROC** Annealed **GLASS**

V. Juliette **ARCOROC** Annealed **GLASS**  
SHEER RIM

Vina **ARCOROC** Annealed **GLASS**



27 cl OF

Ø M = 76 mm  
H = 92 mm  
W = 265 g

**O0826**  
F6=6



4 cl OF

Ø M = 44 mm  
H = 53 mm  
W = 60 g

**G2645**  
F12/B4=48



40 cl HB

Ø M = 88 mm  
H = 110 mm  
W = 165 g

**N5994**  
F6/B4=24



35 cl OF

Ø M = 94 mm  
H = 83 mm  
W = 150 g

**N5995**  
F6/B4=24



36 cl HB

Ø M = 76 mm  
H = 121 mm  
W = 220 g

**L1346**  
F6/B4=24



34 cl OF

Ø M = 90 mm  
H = 84 mm  
W = 185 g

**L1347**  
F6/B4=24

Collection that also has a STEMGLASSES offer, (P.12).

Collection that also has a STEMGLASSES offer, (P.15).

Arpège C&S **KRYSTA** Bourbon Street **ARCOROC** Annealed

SHEER RIM

GLASS



36 cl HB FORTE

Ø M = 81 mm  
H = 102 mm  
W = 153 g

**L6767**  
F6/B4=24



36 cl HB

Ø M = 85 mm  
H = 130 mm  
W = 420 g

**Q3660**  
F6/B2=12



32 cl OF

Ø M = 94 mm  
H = 99 mm  
W = 415 g

**Q3659**  
F6/B2=12



Brixton

ARCOROC Annealed GLASS

Broadway... ARCOROC Annealed GLASS



31 cl HB TUBO

Ø M = 68 mm  
H = 156 mm  
W = 310 g

**Q8947**  
F6/B2=12



35 cl HB

Ø M = 87 mm  
H = 112 mm  
W = 395 g

**P9067**  
F6/B4=24



30 cl OF

Ø M = 86 mm  
H = 96 mm  
W = 410 g

**P4188**  
F6/B2=12



38 cl HB

Ø M = 75 mm  
H = 145 mm  
W = 430 g

**L7255**  
F6/B4=24



28 cl HB

Ø M = 67,5 mm  
H = 134 mm  
W = 275 g

**L7256**  
F6/B4=24

Collection that also has a CHAMPAGNE & COCKTAIL stemglasses offer, (P28).

... Broadway

Louisiane

Old Square **ARCOROC** Annealed

GLASS



30 cl OF

Ø M = 85 mm  
H = 91 mm  
W = 280 g

**L7254**  
F6/B4=24



5 cl OF

Ø M = 49 mm  
H = 60 mm  
W = 62 g

**V2910**  
F6/B4=24



36 cl HB

Ø M = 85 mm  
H = 130 mm  
W = 370 g

**Q3656**  
F6/B2=12



32 cl OF

Ø M = 94 mm  
H = 99 mm  
W = 410 g

**Q3655**  
F6/B2=12



36 cl HB

Ø M = 84 mm  
H = 130 mm  
W = 422 g

**Q3658**  
F6/B2=12



32 cl OF

Ø M = 89 mm  
H = 96 mm  
W = 388 g

**Q3657**  
F6/B2=12

## West Loop

ARCOROC Annealed GLASS



40 cl HB  
Ø M = 81 mm  
H = 130 mm  
W = 230 g

**Q3619**  
F6/B4=24



36 cl HB  
Ø M = 75 mm  
H = 135 mm  
W = 340 g

**P9950**  
F6/B2=12



32 cl OF  
Ø M = 84 mm  
H = 95 mm  
W = 287 g

**P9958**  
F6/B2=12

Collection that also has  
a CHAMPAGNE & COCKTAIL stemglasses offer, (P.29).



## COLORED AND DECORATIVE

### Arpège Color

C&S **KRYSTA**

SHEER RIM / PROFESSIONAL 2000 CYCLES



36 cl HB  
BLUE  
Ø M = 81 mm  
H = 101 mm  
W = 153 g  
**N6675**  
FF6/B4=24



36 cl HB  
GREEN  
Ø M = 81 mm  
H = 101 mm  
W = 153 g  
**N6674**  
FF6/B4=24



36 cl HB  
PINK  
Ø M = 81 mm  
H = 101 mm  
W = 153 g  
**N6676**  
FF6/B4=24



36 cl HB  
BLACK MAT  
Ø M = 81 mm  
H = 101 mm  
W = 153 g  
**L9406**  
FF6/B4=24



36 cl HB  
WHITE MAT  
Ø M = 81 mm  
H = 101 mm  
W = 153 g  
**L9407**  
FF6/B4=24



36 cl HB  
EMERALD  
Ø M = 81 mm  
H = 101 mm  
W = 153 g  
**V3051**  
F6/B4=24



36 cl HB  
JADE  
Ø M = 81 mm  
H = 101 mm  
W = 153 g  
**V3052**  
F6/B4=24

### Primary Handcraft

C&S **KRYSTA**

SHEER RIM / PROFESSIONAL 2000 CYCLES



36 cl HB BLUE  
Ø M = 81 mm  
H = 101 mm  
W = 153 g  
**Q3478**  
FF6/B4=24



36 cl HB GREY  
Ø M = 81 mm  
H = 101 mm  
W = 153 g  
**Q3477**  
FF6/B4=24



36 cl HB RED  
Ø M = 81 mm  
H = 101 mm  
W = 153 g  
**Q3215**  
FF6/B4=24



35 cl HB GREY  
Ø M = 76 mm  
H = 121 mm  
W = 220 g  
**J8491**  
F6/B4=24



35 cl HB RED  
Ø M = 76 mm  
H = 121 mm  
W = 220 g  
**J8493**  
F6/B4=24



32 cl OF GREY  
Ø M = 90 mm  
H = 84 mm  
W = 260 g  
**J8484**  
F6/B4=24



32 cl OF RED  
Ø M = 90 mm  
H = 84 mm  
W = 260 g  
**J8486**  
F6/B4=24

### Color Studio

ARCOROC Annealed GLASS

PROFESSIONAL 2000 CYCLES

## Log Brush

ARCOROC Tempered **GLASS**

PERFECTLY STACKABLE / PROFESSIONAL 2000 CYCLES



16 cl HB BLUE

Ø M = 63 mm  
H = 80 mm  
W = 125 g

**Q 8219**  
R6/B8=48



16 cl HB GREEN

Ø M = 63 mm  
H = 80 mm  
W = 125 g

**Q 8218**  
R6/B8=48



16 cl HB ORANGE

Ø M = 63 mm  
H = 80 mm  
W = 125 g

**Q 8220**  
R6/B8=48



22 cl OF CHERRY

Ø M = 73 mm  
H = 79 mm  
W = 150 g

**Q 8217**  
R6/B8=48



22 cl OF DARK GREEN

Ø M = 73 mm  
H = 79 mm  
W = 150 g

**Q 8216**  
R6/B8=48



22 cl OF BLUE JEAN

Ø M = 73 mm  
H = 79 mm  
W = 150 g

**Q 8221**  
R6/B8=48



## Salto Ice Blue

ARCOROC **SOLID COLOR**

PROFESSIONAL 2000 CYCLES



35 cl HB

Ø M = 76 mm  
H = 121 mm  
W = 220 g

**C9687**  
F6/B4=24



32 cl OF

Ø M = 90 mm  
H = 84 mm  
W = 255 g

**C9688**  
F6/B4=24

## MAKE IT DIFFERENT

## Be Bop

ARCOROC Tempered

**GLASS**



35 cl HB

Ø M = 69 mm  
H = 148 mm  
W = 240 g

**L 8688**  
F6/B4=24



30 cl OF

Ø M = 84 mm  
H = 82 mm  
W = 200 g

**L 8687**  
F6/B4=24



21 cl OF

Ø M = 82 mm  
H = 59 mm  
W = 125 g

**N 4788**  
F6/B4=24

## Can ARCOROC Annealed


**GLASS**



47,5 cl HB

Ø M = 76 mm  
H = 134 mm  
W = 240 g

**N 6545**  
F6/B4=24



# Eskale

ARCOROC Tempered **GLASS**

GLASS SAFETY



42 cl OF

Ø M = 97 mm  
H = 96 mm  
W = 315 g

**L 3749**

FA6/B4=24



31 cl OF

Ø M = 91 mm  
H = 87 mm  
W = 248 g

**L 3750**

FA6/B4=24



18 cl OF

Ø M = 77 mm  
H = 78 mm  
W = 180 g

**L 3751**

FA6/B4=24



9 cl OF

Ø M = 62 mm  
H = 64 mm  
W = 110 g

**L 7172**

FA6/B4=24

**N 6551**

Appetizer set

F12/B4=48



TEMPERED

# Alameda

ARCOROC Tempered **GLASS**



62 cl HB

Ø M = 82 mm  
H = 145 mm  
W = 305 g

**Q 6480**

F6/B2=12



40 cl HB

Ø M = 93 mm  
H = 126 mm  
P = 350 g

**Q 2751**

F6/B4=24



35 cl OF

Ø M = 96 mm  
H = 98 mm  
P = 280 g

**Q 2750**

F6/B4=24



24 cl OF

Ø M = 84 mm  
H = 86 mm  
P = 175 g

**Q 2967**

F6/B4=24



16 cl OF

Ø M = 73 mm  
H = 73 mm  
P = 135 g

**Q 2234**

F6/B4=24



9 cl OF

Ø M = 62 mm  
H = 63 mm  
P = 85 g

**Q 2233**

F6/B4=24

Existing saucers for a qualitative hot drinks service.  
Available information in the dinner catalogue

# Conique

ARCOROC Tempered **GLASS**

\* NOT TEMPERED



20 oz. HB 57 cl

Ø M = 90 mm  
H = 150 mm  
W = 305 g

**34002**

FA6/B8=48



28 cl HB

Ø M = 70 mm  
H = 116 mm  
W = 173 g

**P 2131** Blown

F6/B8=48



28 cl HB

Ø M = 73 mm  
H = 118 mm  
W = 205 g

**P 2134** Pressed

R6/B8=48



25 cl HB

Ø M = 68 mm  
H = 107 mm  
W = 130 g

**P 2133** Blown

F6/B8=48



25 cl HB

Ø M = 70 mm  
H = 114 mm  
W = 195 g

**P 1986** Pressed

R6/B8=48



20 cl HB

Ø M = 66 mm  
H = 105 mm  
W = 164 g

**P 1985** Pressed

R6/B8=48



8 cl HB

Ø M = 49 mm  
H = 78 mm  
W = 80 g

**P 2126** Pressed

F6/B8=48

Chiquito ARCOROC Tempered  
GLASS SAFETY GLASS



23 cl OF  
Ø M = 82 mm  
H = 59 mm  
W = 145 g  
**J4764**  
F6=6

Élisa ARCOROC Tempered  
GLASS



23 cl OF  
Ø M = 73 mm  
H = 82 mm  
W = 185 g  
**J4591**  
F6/B4=24

Pinta ARCOROC Tempered  
GLASS



36 cl OF  
Ø M = 85 mm  
H = 89 mm  
W = 180 g  
**J3510**  
F6=6

Princesa

ARCOROC Tempered GLASS



15 oz. HB 47 cl  
Ø M = 72 mm  
H = 163 mm  
W = 293 g  
**16148**  
A24=24  
**55355**  
A48=48



12 oz. HB 34 cl  
Ø M = 66 mm  
H = 148 mm  
W = 255 g  
**J4079**  
F6/B8=48  
**42441**  
A48=48



10 oz. HB 28 cl  
Ø M = 66 mm  
H = 127 mm  
W = 242 g  
**42440**  
A48=48



8 oz. HB 23 cl  
Ø M = 65 mm  
H = 110 mm  
W = 210 g  
**J4170**  
F6/B8=48  
**42439**  
A48=48



6 oz. HB 17 cl  
Ø M = 64 mm  
H = 85 mm  
W = 178 g  
**J4171**  
F6/B8=48  
**42438**  
A48=48



11 oz. OF 31 cl  
Ø M = 79 mm  
H = 94 mm  
W = 275 g  
**J4168**  
F6/B6=36  
**43826**  
A48=48



8 oz. OF 23 cl  
Ø M = 70 mm  
H = 85 mm  
W = 212 g  
**J4169**  
F6/B4=24

Prysm ARCOROC Tempered  
GLASS

Sidra ARCOROC Tempered  
GLASS

Tube ARCOROC Tempered  
\* NOT TEMPERED GLASS



35 cl HB  
Ø M = 89 mm  
H = 125 mm  
W = 330 g  
**E1513**  
F12/B4=48



37 cl OF  
Ø M = 103 mm  
H = 96 mm  
W = 320 g  
**E1514**  
F12/B4=48



27 cl OF  
Ø M = 94 mm  
H = 88 mm  
W = 260 g  
**E1515**  
F12/B4=48



50 cl HB  
Ø M = 89 mm  
H = 120 mm  
W = 235 g  
**L 6500**  
F6/B4=24



31 cl FH  
Ø M = 60 mm  
H = 164 mm  
W = 220 g  
**15012**  
A24=24  
**15013\***  
A24=24



## Campus

ARCOROC Tempered GLASS  
PERFECTLY STACKABLE / GLASS SAFETY



29 cl HB  
Ø M = 65 mm  
H = 126 mm  
W = 185 g  
**13849**  
R6/B8=48



22 cl HB  
Ø M = 65 mm  
H = 97 mm  
W = 160 g  
**13831**  
R6/B8=48



18 cl OF  
Ø M = 65 mm  
H = 88 mm  
W = 145 g  
**13823**  
R6/B8=48

## Forum

ARCOROC Tempered GLASS  
PERFECTLY STACKABLE



26.5 cl HB  
Ø M = 75 mm  
H = 103 mm  
W = 200 g  
**50830**  
R6/B12=72



23 cl OF  
Ø M = 81 mm  
H = 77 mm  
W = 160 g  
**50829**  
R6/B12=72



16 cl OF  
Ø M = 72 mm  
H = 70 mm  
W = 116 g  
**50828**  
R6/B12=72



## Granity...

ARCOROC Tempered GLASS  
PERFECTLY STACKABLE / GLASS SAFETY



65 cl HB  
Ø M = 96 mm  
H = 178 mm  
W = 660 g  
**J2598**  
F6/B2=12  
**L9829**  
A12=12



46 cl HB  
Ø M = 87 mm  
H = 160 mm  
W = 505 g  
**J2599**  
F6=6  
**J2601**  
F6/B4=24  
**L9828**  
A12=12



42 cl HB  
Ø M = 89 mm  
H = 130 mm  
W = 400 g  
**J2602**  
F6=6  
**J2603**  
F6/B4=24  
**L9827**  
A12=12



35 cl HB  
Ø M = 85 mm  
H = 122 mm  
W = 365 g  
**J2606**  
F6=6  
**J2607**  
F6/B8=48  
**L9826**  
A12=12

## ... Granity

ARCOROC Tempered GLASS  
PERFECTLY STACKABLE / GLASS SAFETY



31 cl HB  
Ø M = 75 mm  
H = 140 mm  
W = 330 g  
**J2604**  
F6=6  
**J2605**  
F6/B4=24  
**L9825**  
A12=12



20 cl HB  
Ø M = 64 mm  
H = 127 mm  
W = 235 g  
**J2608**  
F6/B4=24  
**L9824**  
A12=12



35 cl OF  
Ø M = 93 mm  
H = 107 mm  
W = 350 g  
**L7844**  
F6/B4=24  
**L9823**  
A12=12



27 cl OF  
Ø M = 85 mm  
H = 98 mm  
W = 300 g  
**J2612**  
F6=6  
**J2614**  
F6/B8=48  
**L9822**  
A12=12



20 cl OF  
Ø M = 80 mm  
H = 81 mm  
W = 215 g  
**J2611**  
F6/B4=24  
**L9821**  
A12=12



16 cl OF  
Ø M = 73 mm  
H = 73 mm  
W = 165 g  
**J2609**  
F6=6  
**J2610**  
F6/B8=48  
**L9820**  
A12=12



4.5 cl OF  
Ø M = 50 mm  
H = 57 mm  
W = 65 g  
**04755**  
F12/B4=48  
**L9819**  
A12=12



## Log

ARCOROC Tempered **GLASS**

PERFECTLY STACKABLE / GLASS SAFETY



32 cl HB  
 Ø M = 70 mm  
 H = 120 mm  
 W = 210 g  
**L9946**  
 R6/B8=48



16 cl HB  
 Ø M = 63 mm  
 H = 80 mm  
 W = 125 g  
**L7427**  
 R6/B12=72



27 cl OF  
 Ø M = 77 mm  
 H = 93 mm  
 W = 180 g  
**L9945**  
 R6/B8=48



22 cl OF  
 Ø M = 73 mm  
 H = 79 mm  
 W = 150 g  
**L8690**  
 R6/B12=72

## New York

ARCOROC

\* PERFECTLY STACKABLE, TEMPERED GLASS, GLASS SAFETY



47 cl HB  
 Ø M = 87 mm  
 H = 144 mm  
 W = 440 g  
**L7340**  
 F6/B4=24



40 cl HB  
 Ø M = 78 mm  
 H = 156 mm  
 W = 390 g  
**N4136**  
 F6/B4=24



35 cl HB  
 Ø M = 74 mm  
 H = 144 mm  
 W = 335 g  
**L7335**  
 F6/B4=24



38 cl OF  
 Ø M = 89 mm  
 H = 100 mm  
 W = 315 g  
**L7334**  
 F6/B4=24



25 cl OF  
 Ø M = 81 mm  
 H = 84 mm  
 W = 220 g  
**L7339**  
 F6/B4=24



3,4 cl HB  
 Ø M = 44 mm  
 H = 55 mm  
 W = 60 g  
**P2650**  
 F6/B4=24



55 cl  
 Ø M = 92 mm  
 H = 140 mm  
 W = 510 g  
**N6666**  
 TA6=6

ARCOROC Annealed **GLASS**

## Norvège

ARCOROC Tempered **GLASS**

PERFECTLY STACKABLE / GLASS SAFETY

## Spirale ARCOROC Tempered **GLASS**

PERFECTLY STACKABLE / GLASS SAFETY



32 cl HB  
 Ø M = 74 mm  
 H = 125 mm  
 W = 245 g  
**61698**  
 R6/B12=72



27 cl HB  
 Ø M = 72 mm  
 H = 114 mm  
 W = 230 g  
**60440**  
 R6/B12=72



25 cl OF  
 Ø M = 75 mm  
 H = 94 mm  
 W = 195 g  
**61697**  
 R6/B12=7216



20 cl OF  
 Ø M = 72 mm  
 H = 88 mm  
 W = 175 g  
**60024**  
 R6/B12=72



16 cl OF  
 Ø M = 65 mm  
 H = 82 mm  
 W = 135 g  
**60026**  
 R6/B12=72



25 cl OF  
 Ø M = 82 mm  
 H = 84 mm  
 W = 180 g  
**58057**  
 R6/B12=72



20 cl OF  
 Ø M = 77 mm  
 H = 77 mm  
 W = 165 g  
**58055**  
 R6/B12=72

## Stacky

ARCOROC Tempered GLASS  
PERFECTLY STACKABLE / GLASS SAFETY



16 cl OF  
Ø M = 68 mm  
H = 82 mm  
W = 135 g  
**10751**  
R6/B12=72



47 cl HB  
Ø M = 87 mm  
H = 147 mm  
W = 370 g  
**H5641**  
F6/B4=24



40 cl HB  
Ø M = 83 mm  
H = 144 mm  
W = 350 g  
**H5642**  
F6/B4=24



35 cl HB  
Ø M = 78 mm  
H = 140 mm  
W = 315 g  
**H7763**  
F6/B4=24

## ...Stack'up

ARCOROC Tempered GLASS  
PERFECTLY STACKABLE



29 cl HB  
Ø M = 76 mm  
H = 119 mm  
W = 300 g  
**H7764**  
F6/B4=24



32 cl OF  
Ø M = 92 mm  
H = 92 mm  
W = 267 g  
**H5646**  
F6/B4=24



26 cl OF  
Ø M = 85 mm  
H = 92 mm  
W = 238 g  
**J0317**  
F6/B4=24



21 cl OF  
Ø M = 83 mm  
H = 80 mm  
W = 238 g  
**H5647**  
F6/B4=24



4,5 cl OF  
Ø M = 50 mm  
H = 60 mm  
W = 85 g  
**J8039**  
F12/B4=48

## SAN

## Outdoor Perfect

ARCOROC SAN PLASTIC  
0% BPA / PROFESSIONAL 2000 CYCLES



48 cl HB  
Ø M = 81 mm  
H = 176 mm  
W = 145 g  
**G2338**  
F6/B4=24



38 cl HB  
Ø M = 76 mm  
H = 160 mm  
W = 113 g  
**E9296**  
F6/B4=24



44 cl OF  
Ø M = 95 mm  
H = 117 mm  
W = 113 g  
**G2334**  
F6/B4=24



30 cl OF  
Ø M = 83 mm  
H = 115 mm  
W = 105 g  
**E9301**  
F6/B4=24



Collection that has also STEMGLASSES and JUG offers, (P.31, P.38).

## Champagne &amp; Cocktail

C&amp;S KRISTA

SHEER RIM / \* EFFERVESCENCE PLUS

NEW



21 cl COUPE

Ø M = 94 mm  
H = 150 mm  
W = 100 g

**Q7785**  
F6/B4=24



30 cl COUPE

Ø M = 120 mm  
H = 170 mm  
W = 175 g

**N6815**  
F6/B2=12



21 cl COUPE

Ø M = 114 mm  
H = 179 mm  
W = 168 g

**L3678**  
F6/B4=24



30 cl MARTINI

Ø M = 120 mm  
H = 188 mm  
W = 220 g

**N6831**  
F6/B2=12  
**N4594**  
A12=12



21 cl MARTINI

Ø M = 116 mm  
H = 172 mm  
W = 187 g

**N6887**  
F6/B2=12



44 cl HURRICANE

Ø M = 79 mm  
H = 208 mm  
W = 305 g

**V3263**  
F6/B4=24



15 cl NICK &amp; NORA

Ø M = 70 mm  
H = 143 mm  
W = 100 g

**Q3702**  
F6/B4=24

## Villeneuve C&amp;S KRISTA

SHEER RIM



26,5 cl

Ø M = 86 mm  
H = 201 mm  
W = 162 g

**Q5372**  
A12=12

## Brio

ARCOROC Annealed GLASS

SHEER RIM / EFFERVESCENCE PLUS



21 cl

Ø M = 83 mm  
H = 192 mm  
W = 137 g

**L8941**  
F6/B4=24



16 cl

Ø M = 65 mm  
H = 198 mm  
W = 127 g

**J1478**  
F6/B4=24



9,5 cl

Ø M = 56 mm  
H = 171 mm  
W = 94 g

**H8466**  
F6/B4=24

## Broadway

ARCOROC Annealed  
GLASS

21 cl

Ø M = 118 mm  
H = 155 mm  
W = 265 g

**P8795**  
F6/B2=12



25 cl

Ø M = 89 mm  
H = 188 mm  
W = 290 g

**Q7932**  
F6/B4=24



25 cl

Ø M = 115 mm  
H = 138 mm  
W = 270 g

**P8796**  
F6/B2=12



58 cl

Ø M = 107 mm  
H = 195 mm  
W = 460 g

**P8821**  
F6/B2=12



15 cl


Ø M = 95 mm  
H = 165 mm  
W = 139 g

**50056**  
F6/B4=24-

Collection that also has a TUMBLERS offer, (P. 20).

## Cocktail

ARCOROC Annealed  
GLASS



## Hurricane

ARCOROC Annealed

GLASS



44 cl

Ø M = 79 mm  
H = 208 mm  
W = 305 g

**54584**  
F6/B4=24

## Margarita

ARCOROC Annealed

GLASS



27 cl

Ø M = 109 mm  
H = 160 mm  
W = 208 g

**79923**  
F6/B4=24

## Monti

ARCOROC Annealed

GLASS



58 cl GIN

Ø M = 106 mm  
H = 187 mm  
W = 241 g

**Q1257**  
F6/B2=12



27 cl COUPE

Ø M = 90 mm  
H = 154 mm  
W = 215 g

**Q8201**  
F6/B2=12



27 cl

Ø M = 79 mm  
H = 172 mm  
W = 178 g

**Q8701**  
F6/B2=12



21 cl COCKTAIL

Ø M = 116 mm  
H = 156 mm  
W = 209 g

**Q1325**  
F6/B2=12



14,5 cl

Ø M = 55 mm  
H = 157 mm  
W = 115 g

**39082**  
F12=12

## West Loop

ARCOROC Annealed

GLASS



24 cl

Ø M = 74 mm  
H = 182 mm  
W = 283 g

**P9912**  
F6/B2=12



14 cl

Ø M = 53 mm  
H = 205 mm  
W = 255 g

**P9913**  
F6/B2=12



27 cl

Ø M = 113 mm  
H = 168 mm  
W = 230 g

**Q4027**  
F6/B2=12



Collection that also has TUMBLERS offers, (P.21).

Martigues ARCOROC Annealed  
GLASS



33 cl HB

Ø M = 79 mm  
H = 180 mm  
W = 271 g

**P26002**  
F6=6



16 cl HB JAUGE

Ø M = 69 mm  
H = 151 mm  
W = 240 g

**P18603**  
F12=12

Kyoto ARCOROC Annealed  
GLASS



31 cl

Ø M = 81 mm  
H = 179 mm  
W = 247 g

**P1849**  
F6/B4=24



Shaker

Luminarc Tempered GLASS



58 cl

Ø M = 81 mm  
H = 161 mm  
W = 299 g

**P0677**  
A6=6





30 cl

Ø M = 79 mm  
H = 188 mm  
W = 104 g

**E9305**

F6/B4=24



15 cl

Ø M = 57 mm  
H = 217 mm  
W = 92 g

**E9299**

F6/B4=24



30 cl

Ø M = 118 mm  
H = 190 mm  
W = 89 g

**E9293**

F6/B4=24



44 cl

Ø M = 75 mm  
H = 234 mm  
W = 162 g

**G0011**

F6/B4=24




30 cl

Ø M = 122 mm  
H = 176 mm  
W = 97 g

**E9304**

F6/B4=24

\*Collection that has also TUMBLERS and JUG offers, (P.27, P.38).



Cabernet Vins jeunes C&S KRISTA

SHEER RIM



≈13 cl

47 cl

Ø M = 97 mm  
H = 214 mm  
W = 190 g

**E 2790**  
F6/B4=24

Open'Up

C&S KRISTA

SHEER RIM



≈ 11 cl

55 cl TANNIC

Ø M = 107 mm  
H = 233 mm  
W = 207 g

**U 1013**  
F6/B4=24

Reveal'Up C&S KRISTA

SHEER RIM / EFFERVESCENCE PLUS



≈10 cl

40 cl SOFT

Ø M = 91 mm  
H = 231 mm  
W = 191 g

**J8743**  
F6/B4=24  
**Q8623**  
F2/B8=16

Séquence C&S KRISTA

SHEER RIM



37 cl BEER

Ø M = 80 mm  
H = 150 mm  
W = 130 g

**P0089**  
F6/B4=24

Sublym C&S KRISTA

SHEER RIM



45 cl

Ø M = 87 mm  
H = 250 mm  
W = 201 g

**N1739**  
F6/B2=12

BEER STEMGLASS

BEER TUMBLER

Cerveise ARCOROC Annealed

GLASS



50 cl

Ø M = 83 mm  
H = 192 mm  
W = 239 g

**07131**  
F6/B4=24



38 cl

Ø M = 77 mm  
H = 179 mm  
W = 223 g

**07132**  
F6/B4=24



32 cl

Ø M = 72 mm  
H = 166 mm  
W = 202 g

**07134**  
F6/B4=24

Linz ARCOROC Annealed

GLASS



39 cl HB

Ø M = 69 mm  
H = 206 mm  
W = 288 g

**25263**  
F6/B4=24





Nonic

ARCOROC Tempered GLASS

PERFECTLY STACKABLE / GLASS SAFETY



23 oz. HB 66 cl

Ø M = 90 mm  
H = 159 mm  
W = 315 g

**P 4016**  
A48=48



20 oz. HB 57 cl

Ø M = 87 mm  
H = 152 mm  
W = 305 g

**49357**  
A48=48



12 oz. HB 34 cl

Ø M = 77 mm  
H = 127 mm  
W = 205 g

**43740**  
A48=48



10 oz. HB 28 cl

Ø M = 73 mm  
H = 115 mm  
W = 178 g

**43716**  
A48=48



58 cl HB

Ø M = 84 mm  
H = 161 mm  
W = 328 g

**P 3008**  
A24=24

Ultimate

ARCOROC Tempered GLASS

HIGH SHOCK RESISTANCE / GLASS SAFETY / THERMAL SHOCK RESISTANT



20 oz. HB 57 cl

Ø M = 90 mm  
H = 160 mm  
W = 425 g

**G 8563**  
A24=24



40 cl

Ø M = 73 mm  
H = 149 mm  
W = 265 g

**24668**  
FA12=12



33 cl

Ø M = 67 mm  
H = 143 mm  
W = 200 g

**24670**  
FA12=12

Bock 25 ARCOROC Tempered

PERFECTLY STACKABLE

GLASS



25 cl

Ø M = 68 mm  
H = 89 mm  
W = 210 g

**E 7104**  
R6/B8=48

Britannia



20 oz. 57 cl

Ø M = 135 mm  
H = 125 mm  
W = 520 g

**00989**  
A24=24



10 oz. 28 cl

Ø M = 117 mm  
H = 96 mm  
W = 340 g

**02936**  
A36=36

Haworth ARCOROC Annealed

GLASS



20 oz. 57 cl

Ø M = 135 mm  
H = 131 mm  
W = 585 g

**13192**  
A24=24



10 oz. 28 cl

Ø M = 112 mm  
H = 103 mm  
W = 335 g

**04361**  
A36=36

## Open'Up Spirit

C&amp;S KRYSTA

SHEER RIM



≈ 6 cl

16,5 cl AMBIENT

Ø M = 70 mm  
H = 170 mm  
W = 103 g

**U1062**

F6/B4=24



≈ 10 cl

39 cl ARDENT

Ø M = 104 mm  
H = 132 mm  
W = 168 g

**U1059**

F6/B4=24



## Spirits

C&amp;S KRYSTA

SHEER RIM



70 cl COGNAC

Ø M = 113 mm  
H = 166 mm  
W = 199 g

**N8172**

F6/B4=24



17 cl RHUM

Ø M = 75 mm  
H = 127 mm  
W = 105 g

**N6374**

F6/B4=24



12 cl SHERRY

Ø M = 60 mm  
H = 190 mm  
W = 79 g

**N8209**

F6/B4=24



11 cl CORDIAL

Ø M = 60 mm  
H = 200 mm  
W = 89 g

**N8212**

F6/B4=24



10 cl GRAPPA

Ø M = 64 mm  
H = 182 mm  
W = 94 g

**N8211**

F6/B4=24



6,5 cl CORDIAL

Ø M = 56 mm  
H = 158 mm  
W = 102 g

**N8213**

F6/B4=24

## Dégustation

ARCOROC Annealed

GLASS



41 cl

Ø M = 95 mm  
H = 129 mm  
W = 182 g

**62664**

F6/B4=24



25 cl

Ø M = 82 mm  
H = 112 mm  
W = 124 g

**P9691**

F6 = 6

**62661**

F6/B4



15 cl

Ø M = 67 mm  
H = 96 mm  
W = 89 g

**01476**

F12=12

**01484**

F12/B6=72



1,5 cl HB

Ø M = 38 mm  
H = 62 mm  
W = 38 g

**01105**

F10/B30=300

## Fine Champagne

ARCOROC Annealed

GLASS

## Irish Coffee

ARCOROC Tempered

GLASS



24 cl  
 Ø M= 76 mm  
 H=139 mm  
 W= 290 g  
**37684**  
 F6/B4=24

## West Loop

ARCOROC Annealed

GLASS



32 cl COGNAC  
 Ø M= 88 mm  
 H=129 mm  
 W= 212 g  
**P9951**  
 F6/B2=12



## SPIRITS TUMBLER

## Open'Up Spirit

C&amp;S KRYSTA

SHEER RIM



≈7cl  
 30 cl WARM  
 Ø M= 99 mm  
 H= 86 mm  
 W=156 g  
**U1032**  
 F6/B4=24  
**V0828**  
 F2/B6=12

## Gin

ARCOROC Annealed GLASS



5 cl HB  
 Ø M= 48 mm  
 H= 57 mm  
 W= 60 g  
**00065**  
 F24/B12=288



3 cl OF  
 Ø M= 42 mm  
 H= 52 mm  
 W= 48 g  
**00016**  
 F24=24  
**00024**  
 F24/B12=288



3 cl OF JAUGÉ ← ≈ 2 cl  
 Ø M= 42 mm  
 H= 52 mm  
 W= 48 g  
**Q9972**  
 F24/B12=288



## Hot Shot

ARCOROC Annealed

GLASS



7 cl HB  
 Ø M= 55 mm  
 H= 85 mm  
 W= 96 g  
**G2639**  
 F12/B4=48



3,4 cl HB  
 Ø M= 45 mm  
 H= 70 mm  
 W= 105 g  
**21554**  
 F12/B4=48



6 cl HB  
 Ø M= 42 mm  
 H= 90 mm  
 W= 96 g  
**47346**  
 F6/B8=48

## Vigne

ARCOROC Annealed

GLASS

## Explore

C&S **KRYSTA**

DROP CONTROL / MOUTH BLOWN



1,3 L

Ø M = 146 mm  
H = 324 mm  
W = 1010 g

**D2138**  
F1/B2=2

## Macaron

C&S **KRYSTA**

DROP CONTROL / MOUTH BLOWN



2 L

Ø M = 163 mm  
H = 310 mm  
W = 900 g

**N1010**  
F1/B2=2

Collection that has also  
STEMGLASSES and  
TUMBLERS offers, (P.6, P.18).

## Opening

C&S **KRYSTA**

DROP CONTROL / MOUTH BLOWN



0,9 L

Ø M = 210 mm  
H = 240 mm  
W = 700 g

**R0020**  
F1/B2=2

## Open'Up

C&S **KRYSTA**

DROP CONTROL / MOUTH BLOWN



1,4 L

Ø M = 145 mm  
H = 314 mm  
W = 550 g

**D6653**  
F1/B2=2

Collection that has also  
STEMGLASSES and  
TUMBLERS offers, (P.6, P.18).

## Decanta

ARCOROC Annealed

GLASS



1,6 L


Ø M = 190 mm  
H = 236 mm  
W = 704 g

**V0410**  
F1/B2=2

## Vina

ARCOROC Annealed

GLASS



1,5 L

Ø M = 156 mm  
H = 243 mm  
W = 770 g

**V1308**  
F1/B2=2

Collection that has also  
STEMGLASSES and  
TUMBLERS offers, (P.15, P.19).



## À vin

ARCOROC Annealed GLASS

## Carré

ARCOROC Annealed GLASS

GAUGED ITEM



≈1L

1L

Ø M = 119 mm  
H = 203 mm  
W = 425 g

**C0199**  
A6=6

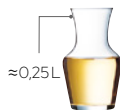


≈0,5L

0,5 L

Ø M = 96 mm  
H = 164 mm  
W = 280 g

**C0197**  
A12=12



≈0,25L

0,25 L

Ø M = 78 mm  
H = 132 mm  
W = 158 g

**C0198**  
A12=12



≈1L

1L

Ø M = 120 mm  
H = 255 mm  
W = 750 g

**53675**  
A6=6



≈0,5L

0,5 L

Ø M = 96 mm  
H = 199 mm  
W = 350 g

**53673**  
A12=12



≈0,25L

0,25 L

Ø M = 62 mm  
H = 162 mm  
W = 205 g

**53674**  
A12=12

## Fluid...

ARCOROC Annealed GLASS



≈1L

1L

Ø M = 101 mm  
H = 265 mm  
W = 465 g

**L3965**  
A6=6



≈1L

1L + LID

Ø M = 101 mm  
H = 265 mm  
W = 479 g

**L4193**  
A6=6



## ...Fluid

ARCOROC Annealed GLASS

\* 0% BPA



≈0,75L

0,75 L

Ø M = 96 mm  
H = 210 mm  
W = 435 g

**L6247**  
A6=6



≈0,75L

0,75 L + LID

Ø M = 96 mm  
H = 210 mm  
W = 449 g

**L8689**  
A6=6



≈0,5L

0,5 L

Ø M = 91 mm  
H = 186 mm  
W = 435 g

**L3963**  
A6=6

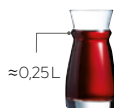


≈0,5L

0,5 L + LID

Ø M = 91 mm  
H = 186 mm  
W = 449 g

**L4194**  
A6=6



≈0,25L

0,25 L

Ø M = 71 mm  
H = 136 mm  
W = 210 g

**L4212**  
A12=12



LID

Ø M = 70 mm  
H = 39 mm  
W = 14 g

**L4257**  
F6/B4=24

Fluid colors

ARCOROC Annealed GLASS

PROFESSIONAL 2000 CYCLES

Funambule Luminarc Annealed GLASS



≈0,75L

0,75 L BLUE

Ø M = 96 mm  
H = 210 mm  
W = 435 g

**Q4033**  
A6=6



≈0,75L

0,75 L GREEN

Ø M = 96 mm  
H = 210 mm  
W = 435 g

**Q4025**  
A6=6



≈0,75L

0,75 L WHITE

Ø M = 96 mm  
H = 210 mm  
W = 435 g

**Q4026**  
A6=6



1 L

Ø M = 88 mm  
H = 250 mm  
W = 514 g

**N4080**  
A6=6

JUG

Arc Luminarc Annealed GLASS

Arc

ARCOROC Annealed GLASS



1,6 L

Ø M = 165 mm  
Ø W/O handle=142 mm  
H = 242 mm  
W = 920 g

**53061**  
A6=6



1,3 L

Ø M = 163 mm  
Ø W/O handle=138 mm  
H = 217 mm  
W = 760 g

**E7254**  
A6=6



1 L

Ø M = 151 mm  
Ø W/O handle=126 mm  
H = 202 mm  
W = 660 g

**E7255**  
A6=6



0,5 L

Ø M = 126 mm  
Ø W/O handle=100 mm  
H = 141 mm  
W = 320 g

**E7258**  
A12=12

Outdoor Perfect SAN PLASTIC

0% BPA / PROFESSIONAL 2000 CYCLES

Quadro

Luminarc Annealed GLASS



2 L

Ø M = 220 mm  
H = 261 mm  
W = 634 g

**E9298**  
A12=1

Collection that has also  
TUMBLERS  
and STEMGLASSES offers.



1,7 L + LID

Ø M = 163 mm  
Ø W/O handle=124 mm  
H = 256 mm  
W = 845 g

**30629**  
A6=6



1,1 L + LID

Ø M = 125 mm  
Ø W/O handle=99 mm  
H = 242 mm  
W = 800 g

**70361**  
A6=6



0,5 L + LID

Ø M = 125 mm  
Ø W/O handle=99 mm  
H = 157 mm  
W = 490 g

**75201**  
A6=6

**NEW** Spring...

ARCOROC Annealed GLASS



1L  
Ø M = 134 mm  
Ø W/O handle=94 mm  
H = 218 mm  
W = 700 g

**Q 3907**  
A6=6



1L + LID  
Ø M = 134 mm  
Ø W/O handle=94 mm  
H = 229 mm  
W = 820 g

**Q 4272**  
A6=6



0,75 L  
Ø M = 134 mm  
Ø W/O handle=90 mm  
H = 186 mm  
W = 570 g

**Q 3606**  
A6=6



0,75 L + LID  
Ø M = 134 mm  
Ø W/O handle=90 mm  
H = 197 mm  
W = 690 g

**Q 8264**  
A6=6



**NEW** ...Spring

ARCOROC Annealed GLASS



LID | Ø M = 82 mm | **Q 8265**  
H = 22 mm | A12=12  
W = 120 g



0,5 L  
Ø M = 134 mm  
Ø W/O handle=90 mm  
H = 146 mm  
W = 450 g

**Q 3909**  
A12=12



0,5 L + LID  
Ø M = 134 mm  
Ø W/O handle=90 mm  
H = 157 mm  
W = 570 g

**Q 8263**  
A12=12

Tivoli

Luminarc Annealed GLASS



1,6 L  
Ø M = 168 mm  
Ø W/O handle=127 mm  
H = 203 mm  
W = 915 g

**07058**  
A6=6

ACCESSORIES

Damier

ARCOROC Annealed  
GLASS



5 cl  
Ø M = 45 mm  
H = 83 mm  
W = 62 g

**00633**  
A36=36

Empilable

ARCOROC Annealed GLASS

PERFECTLY STACKABLE / \* PROFESSIONAL 2000 CYCLES



107 mm  
Ø M = 107 mm  
H = 35 mm  
W = 245 g

**C 1320**  
R6/B4=24



85 mm  
Ø M = 85 mm  
H = 36 mm  
W = 120 g

**51257**  
R6/B4=24



107 mm  
Ø M = 107 mm  
H = 35 mm  
W = 255 g

**00187**  
R6/B4=24



85 mm  
Ø M = 85 mm  
H = 36 mm  
W = 120 g

**55878**  
R6/B4=24

DRINKWARE **2023**  
Collections

ARCOROC



[arcoroc.com](http://arcoroc.com) - [chefsommelier.com](http://chefsommelier.com)

