



CHURCHILL




Isla



Isla

The contemporary and intricate Isla design is inspired by shapes and textures found along the seashore. Featured on a comprehensive range of tableware shapes and beverage items, the modern yet graceful Isla embossment is reminiscent of the coastline. Colour enhances the Isla range in a stunning Raku pooling effect and hand applied accent colours in Ocean Blue and Shale Grey.





Inspired by the shoreline

The distinctive and elegant Isla embossment emulates the natural beauty and patterns of the coast. An intricate and stylish design that does not compromise on durability and performance.



Contemporary and graceful for premium or relaxed dining

Enhanced with colour, the intricate Isla embossment intensifies with the addition of Shale Grey and Ocean Blue. A striking Raku pooling effect combines with the embossment to create premium feature pieces. Statement coloured items complement the full white embossed range or work independently as stand alone pieces.





Conference and banqueting

Isla is available in a comprehensive range of tableware shapes and beverage, including presentation plates and footed plates for ease during service. Designed for large scale dining events, the range is lightweight, designed to stack with long lasting durability and strength.





ISLA

Coastal Sand

Code: ANIS



- 
 Presentation Plate
 ANISIP121
 30.5cm 12"
 CTN QTY 12
- 
 Footed Plate
 GF ANISIF581
 27.6cm 10 7/8"
 CTN QTY 12
- 
 Plate
 ANISIP8 1
 21cm 8 1/4"
 CTN QTY 12
- 
 Plate
 ANISIP651
 17cm 6 5/8"
 CTN QTY 12
- 
 Deep Coupe Plate
 ANISID271
 28.1cm 11"
 H: 3.7cm
 CTN QTY 12
- 
 Deep Coupe Plate
 ANISID251
 25.5cm 10"
 H: 3.5cm
 CTN QTY 12
- 
 Wide Rim Bowl
 ANISIWBL1
 28cm 11"
 46.8cl 16.5oz
 CTN QTY 12
- 
 Wide Rim Bowl
 ANISIWBM1
 24cm 9 1/2"
 28.4cl 10oz
 CTN QTY 12

ISLA

Topaz Blue/Quartz Black

Code: RKTB/RKBQ



- 
 Topaz Blue Deep Coupe Plate
 RKTBD271
 28.1cm 11"
 H: 3.7cm
 CTN QTY 12
- 
 Topaz Blue Deep Coupe Plate
 RKTBD251
 25.5cm 10"
 H: 3.5cm
 CTN QTY 12
- 
 Quartz Black Deep Coupe Plate
 RKBQID271
 28.1cm 11"
 H: 3.7cm
 CTN QTY 12
- 
 Quartz Black Deep Coupe Plate
 RKBQID251
 25.5cm 10"
 H: 3.5cm
 CTN QTY 12

★ Covered by Churchill 5 Year Edge Chip Warranty

GF Items with a fully glazed foot














ISLA

Ocean Blue

Code: OCIS



- | | | | | | | | |
|---|---|--|--|---|--|--|--|
| 
Presentation Plate
OCISIP121
30.5cm 12"
CTN QTY 12 | 
Footed Plate
OCISIF111
30.5cm 12"
CTN QTY 12 | 
Footed Plate
OCISIF581
27.6cm 10 7/8"
CTN QTY 12 | 
Footed Plate
OCISIF101
26.1cm 10 1/4"
CTN QTY 12 | 
Footed Plate
OCISIF9 1
23.4cm 9 1/4"
CTN QTY 12 | 
Plate
OCISIP8 1
21cm 8 1/2"
CTN QTY 12 | 
Plate
OCISIP651
17cm 6 5/8"
CTN QTY 12 | 
Deep Coupe Plate
OCISID271
28.1cm 11"
H: 3.7cm
CTN QTY 12 |
| 
Deep Coupe Plate
OCISID251
25.5cm 10"
H: 3.5cm
CTN QTY 12 | 
Wide Rim Bowl
OCISIWBL1
28cm 11"
46.8cl 16.5oz
CTN QTY 12 | 
Wide Rim Bowl
OCISIWBM1
24cm 9 1/2"
28.4cl 10oz
CTN QTY 12 | | | | | |



★ Covered by Churchill 5 Year Edge Chip Warranty
 GF Items with a fully glazed foot



ISLA

Shale Grey

Code: SHIS



Presentation Plate
SHISIP121
 30.5cm 12"
 CTN QTY 12



Footed Plate
SHISIF111
 30.5cm 12"
 CTN QTY 12



Footed Plate
SHISIF581
 27.6cm 10 7/8"
 CTN QTY 12



Footed Plate
SHISIF101
 26.1cm 10 1/4"
 CTN QTY 12



Footed Plate
SHISIF9 1
 23.4cm 9 1/8"
 CTN QTY 12



Plate
SHISIP8 1
 21cm 8 1/2"
 CTN QTY 12



Plate
SHISIP651
 17cm 6 5/8"
 CTN QTY 12



Deep Coupe Plate
SHISID271
 28.1cm 11"
 H: 3.7cm
 CTN QTY 12



Deep Coupe Plate
SHISID251
 25.5cm 10"
 H: 3.5cm
 CTN QTY 12



Wide Rim Bowl
SHISIWBL1
 28cm 11"
 46.8cl 16.5oz
 CTN QTY 12



Wide Rim Bowl
SHISIWBM1
 24cm 9 1/2"
 28.4cl 10oz
 CTN QTY 12



★ Covered by Churchill 5 Year Edge Chip Warranty

GF Items with a fully glazed foot





































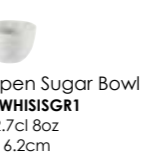





NEW ADDITIONS

**ISLA
White**

Code: WHIS



- | | | | | | | | |
|--|--|--|---|--|---|---|---|
| 
Presentation Plate
◉ WHISIP121
30.5cm 12"
CTN QTY 12 | 
Footed Plate
◉ WHISIF111
30.5cm 12"
CTN QTY 12 | 
Footed Plate
◉ WHISIF581
27.6cm 10 3/4"
CTN QTY 12 | 
Footed Plate
◉ WHISIF101
26.1cm 10 1/4"
CTN QTY 12 | 
Footed Plate
◉ WHISIF91
23.4cm 9 1/4"
CTN QTY 12 | 
Plate
◉ WHISIP81
21cm 8 1/2"
CTN QTY 12 | 
Plate
◉ WHISIP651
17cm 6 1/2"
CTN QTY 12 | 
Deep Coupe Plate
◉ WHISID271
28.1cm 11"
H: 3.7cm
CTN QTY 12 |
| 
Deep Coupe Plate
◉ WHISID251
25.5cm 10"
H: 3.5cm
CTN QTY 12 | 
Organic Round Plate
WHISIO111
28.6cm 11 1/4"
CTN QTY 12 | 
Organic Round Plate
WHISIO101
26.4cm 10 3/4"
CTN QTY 12 | 
Organic Round Plate
WHISIO81
21cm 8 1/4"
CTN QTY 12 | 
Pasta Bowl
◉ WHISIPB1
30.8cm 12 1/2"
87.5cl 16.5oz
CTN QTY 12 | 
Wide Rim Bowl
◉ WHISIW81
28cm 11"
46.8cl 16.5oz
CTN QTY 12 | 
Wide Rim Bowl
◉ WHISIW61
24cm 9 1/2"
28.4cl 10oz
CTN QTY 12 | 
Rimmed Bowl
◉ WHISIRS1
24.9cm 9 7/8"
50cl 17.5oz
CTN QTY 12 |
| 
Oatmeal Bowl
◉ WHISIOB1
17cm 6 5/8"
25.6cl 9oz
CTN QTY 12 | 
Chefs' Oblong Plate
WHISIO141
35.5 x 18.9cm
13 5/8" x 7 3/8"
CTN QTY 6 | 
Chefs' Oblong Plate
WHISIO111
29.5 x 15cm
11 3/4" x 6"
CTN QTY 12 | 
Chefs' Triangle Plate
WHISIC351
35.5 x 18.8cm
13 3/4" x 7 3/8"
CTN QTY 6 | 
Chefs' Triangle Plate
WHISIC301
30.4 x 20.5cm
12 x 8"
CTN QTY 6 | 
Consomme Bowl
◉ WHISIB141
36cl 12.6oz
CTN QTY 6
<small>(Fits WH FS6 1)</small> | 
Stacking Cup
◉ WHISIC81
22cl 8oz
H: 7cm
Dia: 8.5cm
CTN QTY 12 | 
Coffee Cup
◉ WHISIT21
34cl 12oz
H: 7cm
Dia: 10.5cm
CTN QTY 12 |
| 
Tea Cup
◉ WHISIT81
22cl 8oz
H: 6.5cm
Dia: 9.5cm
CTN QTY 12 | 
Saucer
◉ WHISIS1
15cm 5 7/8"
CTN QTY 12
<small>(Fits WHISIC81, WHISIT121, WHISIT81)</small> | 
Stacking Espresso Cup
◉ WHISISC31
9cl 3oz
H: 5.3cm
Dia: 6cm
CTN QTY 12 | 
Espresso Cup
◉ WHISIE31
11cl 3.9oz
H: 5.8cm
Dia: 6.4cm
CTN QTY 6 | 
Saucer
◉ WHISS1
12.8cm 5"
CTN QTY 12
<small>(Fits WHISIC31, WHISIE31)</small> | 
Mug
◉ WHISIM121
34cl 12oz
H: 11cm
Dia: 10.6cm
CTN QTY 12 | 
Beverage Pot
WHISIT301
85.2cl 30oz
H: 15cm
CTN QTY 4 | 
Beverage Pot
WHISIT151
42.6cl 15oz
H: 10.5cm
CTN QTY 4 |
| 
Stainless Steel Tea Filter
SS TF 1
H: 7.2cm 2 7/8"
Dia: 6cm 2 1/2"
CTN QTY 4
<small>(Fits WHISIT151)</small> | 
Jug
WHISIU81
22.7cl 8oz
H: 7cm
CTN QTY 4 | 
Jug
WHISIU61
11.4cl 4oz
H: 5.5cm
CTN QTY 4 | 
Jug
WHISIU21
5.6cl 2oz
H: 4.4cm
CTN QTY 12 | 
Open Sugar Bowl
◉ WHISIGR1
22.7cl 8oz
H: 6.2cm
Dia: 9.8cm
CTN QTY 12 | 
Optional Lid (Plain)
WH SSDL1
CTN QTY 12 | 
Replacement Lid
WHISL301
CTN QTY 6 | 
Replacement Lid
WHISL151
CTN QTY 6 |

★ Covered by Churchill 5 Year Edge Chip Warranty

GF Items with a fully glazed foot



✓ BS EN ISO 8442-2:1998

✓ Food Safe and Corrosion Resistant

✓ Dishwasher Safe

✓ Exclusive Churchill Design

✓ Highly Polished Finish

✓ Superior Strength

✓ Service Excellence

✓ Product Continuity

ISLA Cutlery

Styled on the Tanner shape, Isla is a statement design featuring a textured embossment. Inspired by the shoreline and the Churchill Isla tableware, Isla cutlery is modern, delicate and suitable for both formal and casual dining settings. The surface creates shadows and highlights, accentuating the form and inviting diners to explore its tactile appearance.



Table Fork
IS TAFO1
20.7cm
4mm
CTN QTY 12



Table Knife
IS TAKN1
23.6cm
8mm
CTN QTY 12



Steak Knife
IS STKN1
23.6cm
8mm
CTN QTY 12



Table Spoon
IS TASP1
20.6cm
4mm
CTN QTY 12



Dessert Fork
IS DEFO1
18.2cm
3.5mm
CTN QTY 12



Dessert Knife
IS DEKN1
21cm
7.5mm
CTN QTY 12



Dessert Spoon
IS DESP1
18.2cm
3.5mm
CTN QTY 12



Cake Fork
IS CAFO1
13.6cm
2.5mm
CTN QTY 12



Fish Knife
IS FIKN1
20.5cm
3.5mm
CTN QTY 12



Soup Spoon
IS SOSP1
17cm
3.5mm
CTN QTY 12



Teaspoon
IS TESP1
13.6cm
2.5mm
CTN QTY 12



Demitasse Spoon
IS DMSP1
11cm
2.5mm
CTN QTY 12

18/10
Stainless Steel



churchill1795.com | To find out more call +44 1782 577 566

ISLA CERAMIC FEATURES & BENEFITS

Super Vitrified Body

Super Vitrified is a vitreous body that does not absorb moisture, it is more hygienic and has better heat retention properties. Its high resistance to thermal shock helps reduce breakages and provides superior strength.

Superior Glaze Finish

Protected by our ecoglaze, a high performance glaze that enhances product performance, prolonging the life of the product, improving stain and metal mark resistance and durability.

Decorated Items

Ocean blue and shale grey coloured items are decorated individually by hand, which makes each piece unique. Topaz blue and quartz black pooling effect is achieved with a reactive print. Each piece is unique as it acquires texture and colour through random and spontaneous effects.

Underglaze Decoration

Colour is positioned underglaze, this creates a protective layer to add lasting durability and improve performance during service use.

Footed Plates

Key plate sizes have a foot which is an essential requirement for banqueting. Elevated from the table, easy to carry and transport, allowing air to flow when stacked.

Fully Glazed Base on all Flatware

Prevents damage when stacking.

Improved Face Profile

A defined rim edge to improve food presentation.

Strong & Streamlined

Lightweight, attractive product with a rolled edge that is more than capable in any back of house environment.

5 Year Edge Chip Warranty

Covered by our 5 Year Edge Chip Warranty. 🇬🇧 Denotes items covered by the warranty.

Microwave & Dishwasher Safe

ISLA CUTLERY FEATURES & BENEFITS

Design Innovation

Exclusively design in-house at our UK studio.

Perfect Partner to Churchill's Ceramics

Designed to complement the extensive Churchill ceramic portfolio.

High Polished Finish

Polished to an exceptional, high mirror finish.

Finest Quality 18/10 Stainless Steel

Manufactured in high quality 18/10 Stainless steel.

Tested to British Quality Standards

Tested to BN EN ISO 8442-2:1998 (Food safety, corrosion resistance, hardness of knife blades)

Dishwasher Safe

Tested to withstand a hospitality dishwasher environment.

Service & Stock

Stocked in our UK based warehouse, with all the benefits of the Churchill continuity and service promise.

Environmentally Friendly

All packaging is fully recyclable.

Gauge

The gauge of our ranges are selected for practicality and strength.

*Gauge is measured at the neck of the piece '+' indicates the gauge increases further down the handle.

Designed For The Hospitality Industry

Specifically designed to enhance the hospitality dining environment with durability, comfort and style.

ISLA GLASS FEATURES & BENEFITS

Design Innovation

Exclusively designed in-house by Churchill in the UK.

Perfect Partner to Churchill's Ceramics

Designed to complement the extensive Churchill ceramic portfolio.

Tested to British and European Quality Standards

Food Safety tested (EU 2005/31/EC).

Dishwasher Safe

Tested to withstand a hospitality dishwasher environment. Dishwasher tested (BE EN 12875-4).

Service & Stock

Stocked in our UK warehouse, with all of the benefits of Churchill continuity and service promise.

Environmentally Friendly

Both the glass and the packaging are fully recyclable.

Designed for the Hospitality Industry

Designed in a 6mm thickness for extra durability and strength to enhance the hospitality dining environment.





CHURCHILL[®]

churchill1795.com

@churchill1795

f churchill1795

@churchill_1795

Tel: +44 (0) 1782 577 566

Fax: +44 (0) 1782 524 355

email: info@churchill1795.com

HEAD OFFICE & STOKE SHOWROOM

No. 1 Marlborough Way
Tunstall
Stoke-on-Trent
ST6 5NZ

LONDON SHOWROOM

Business Design Centre
Suite 102
52 Upper Street
Islington
London
N1 0QH

MADRID SHOWROOM

Calle Princesa No 2
7ta Planta
Puertas 4 y 5
Madrid 28008
España
Tel: 910 004 929

In the printing of this brochure, every effort has been made to ensure perfect reproduction of product colours, but due to printing limitations, they may not be an exact match to the actual product.

