












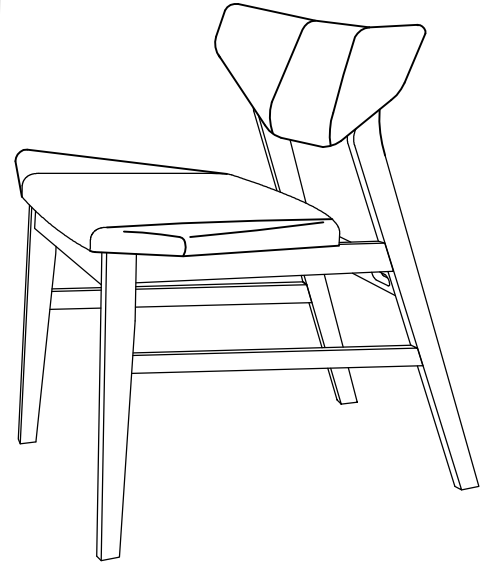


ASSEMBLY INSTRUCTIONS

MODEL : LW1903

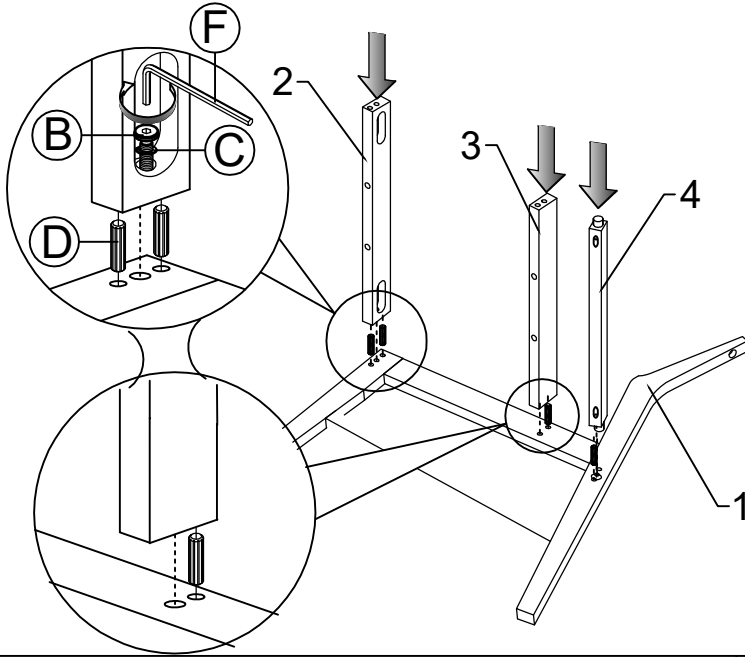
ITEM	PART NAME	QTY
1	Back Rest & Front Leg L & R 	2 PCS
2	Front Apron (LONG) 	1 PC
3	Center Apron 	1 PC
4	Back Apron (SHORT) 	1 PC
5	Cushion Seat 	1 PC
6	Back Rest Cushion 	1 PC

ITEM	HARDWARE NAME	DESCRIPTION	QTY
A	JCBC BOLT M6x25mm		4 PCS
B	JCBC BOLT M6x40mm		4 PCS
C	SPRING WASHER		4 PCS
D	WOOD DOWEL M8x30mm		4 PCS
E	CSK SCREW M4x32mm		4 PCS
F	ALLEN KEY		1 PC
G	WOOD BUTTON		4 PCS

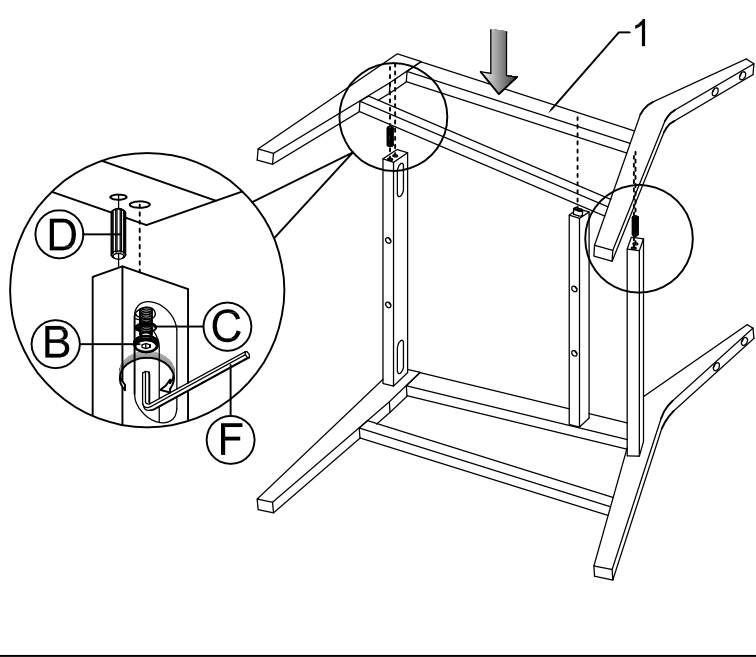


FULLY SET-UP

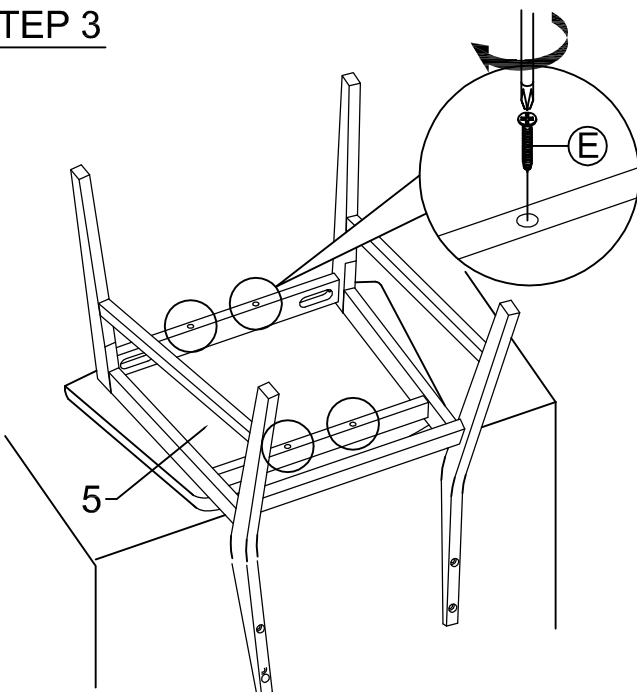
STEP 1



STEP 2



STEP 3



STEP 4

