

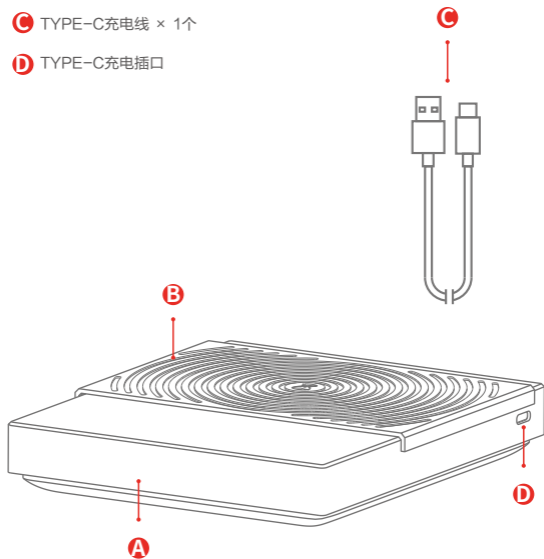


BLACK MIRROR

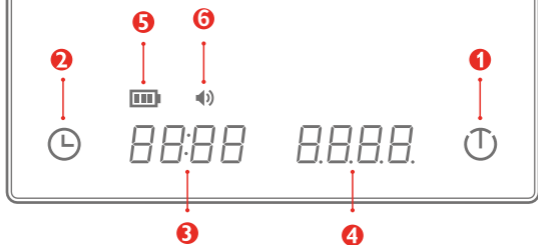
泰摩黑镜BASIC称重平台
使用说明书

产品部件及功能介绍

- A** 机身主体 × 1个
- B** 硅胶隔热垫 × 1个
- C** TYPE-C充电线 × 1个
- D** TYPE-C充电插口



机身是一个极简方块，面板有两个触摸按键



- 1** 开关/清零键：按此处开机，请记住此位置
短按重量清零，长按关机
- 2** 计时键：短按开始 / 暂停计时
长按1秒计时清零
长按5秒声音开 / 关
- 3** 计时区：记录时间，最大范围59分59秒
- 4** 面板称量总重：最大范围2kg
- 5** 电池指示灯：表示当前电量，电量不足时请及时充电
- 6** 声音指示灯：表示当前是否打开声音提示

PS：初始面板贴纸标注了上述按键功能与显示内容
在熟悉基本功能操作后即可除去贴纸

借助称量平台, 更精准地手冲咖啡

以下步骤及数据为建议使用参考, 具体数据会依照实际操作而变化。

01



开机后, 将手冲设备依次放在电子秤台上, 做好浸润咖啡滤纸的工作后, 短按清零键。

02



加入研磨好的咖啡粉, 与此同时注意查看具体称量数值。

03



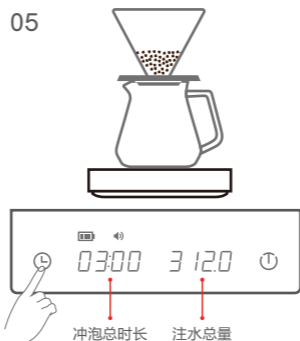
再次短按清零键, 重量数值将归零显示, 现在可以准备进行咖啡的冲泡了。

04



短按计时键启动计时功能, 计时器将帮助你更好地控制闷蒸与注水时间。

05



冲泡结束后，短按计时键暂停计时，称量平台为你精准地显示此次冲泡数据。

使用中的注意事项

1. 禁止使用快充功能供电器，建议使用5V、1A-2A适配器进行充电。
2. 请放置于请放置于水平且平稳的台面上使用。
3. 充电过程中禁止使用。
4. 本产品使用锂电池供电，请勿电量耗尽后充电，锂电池建议随用随充；若电量消耗完，约有十分钟的充电保护时间，期间无法正常使用。
5. 计时功能未开启时，待机3分钟后自动关机；计时功能开启时，待机15分钟后自动关机（待机是指计量无任何变化情况下）。
6. 称面板表面防水，谨防液体进入机身缝隙及充电口内。
7. 设备内部结构精密，禁止私自拆卸。
8. 本设备1年保修，私自拆卸或人为损坏不在保修在范围。
9. 本设备为手冲咖啡辅助器具，不可用于贸易结算及其它计量场合。

违反以上注意事项导致设备损坏、失准及其他不良后果，我司不负相关责任。

产品参数

01. 产品名称：泰摩黑镜Basic称重平台
02. 测量量程：0.5g-2000g
03. 储运温度：摄氏-10度至摄氏55度
04. 使用温度：产品表面 摄氏-10度 至 摄氏 60度
产品正面放上附带的隔热垫后，摄氏-20度 至 摄氏 100度
05. 按键控制：电容式触控按键，无需用力按压
06. 辅助提示：内置蜂鸣器
07. 供电电源：内置1600mAh大容量可充电锂电池
电池电压标称值3.7V，电压范围：3.4V - 4.25V
08. 充电方式：5Vdc/1A充电电源，使用USB TYPE-C接口充电线，
内置智能充电管理系统，充电适配器需自备。
适配器类型：220VAC/110VAC转5V DC
为了实现快速充电，建议使用5Vdc/2A的适配器



黑镜 **BASIC**
BLACK MIRROR



品名：泰摩黑镜Basic称重平台

内容物：咖啡测量平台、充电线、硅胶垫、说明书

出品商：上海泰摩咖啡器具有限公司 质保期限：1年

地址：上海市奉贤区奉城镇路口村827号

网址：www.timemore.com 电话：400-684-0200



2020@TIMEMORE coffee co.,Ltd.All rights reserved.
Designed by TIMEMORE in China, Made in China



自己做咖啡 · 找泰摩



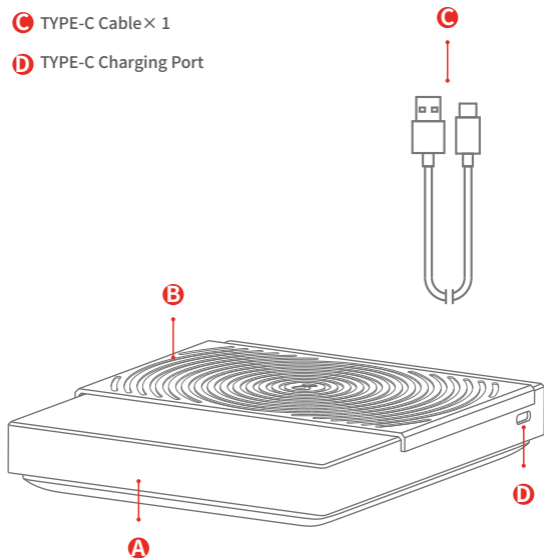
BLACK MIRROR

**TIMEMORE BLACK MIRROR BASIC
COFFEE WEIGHING PANEL**

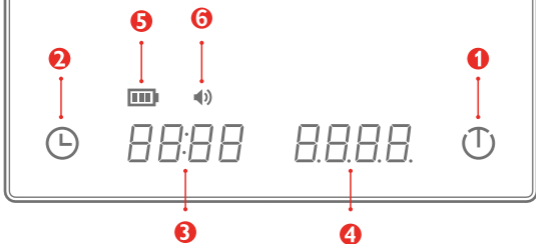
User Manual

Package included & Product functions

- A** Base × 1
- B** Silicon Pad × 1
- C** TYPE-C Cable × 1
- D** TYPE-C Charging Port



The base is a minimal-design panel with two touch keys.



- 1** Power/Tare: Power on
Press shortly to tare
Long Press to power off
- 2** Timing: Press shortly to start/pause timing
Press it for 1 second to reset timing
Press it for 5 seconds to turn on/off the beep
- 3** Time: Max recording time is 59:59
- 4** Weight: Max recording weight is 2kg
- 5** Battery indicator: shows the amount of power.
- 6** Volume indicator: shows the volume on / off

PS: The sticker on the initial panel marked each function and description of each key. It can be removed after you are familiar with the operations.

Pour over coffee precisely with a Weighing Panel

Steps and data below are just for your reference and it is variable according to the actual steps.

01



Turn on the scale and put Brewers on the scale. Stature paper filter and tare it.

02



Pour ground coffee, meanwhile check the actual weight.

03




Tare again and let us brew now.

04



Short Press to start timing which helps you control the time of blooming and pouring.

05



After brew is finished, short press to stop timing. Weighing panel shows your brewing data precisely.

Note

1. The surface of scale is waterproof. But DO NOT make liquid enter the gap between shells and charging port.
2. Place it on a horizontal and smooth surface.
3. Do not use during charging.
4. This product is powered by a lithium battery. DO NOT charge after its power is used up. It is recommended to charge it in time after you use it.
If the battery is used up, there will be 10 min protection time during which you are not able to start it.
5. When timing is off, it will standby 3 min then shut down automatically.
When timing is on but there is no change of weight, it will shut down in 15 min.
6. The surface of scale is waterproof. But DO NOT make liquid enter the gap between shells and charging port.
7. The internal structure of the equipment is precise and it is prohibited to uninstall it.
8. It is 1 year warranty except private uninstallation or human damage.
9. It is an accessory for coffee brewing. DO NOT use it for trade settlement and other occasions.

If customers are against the notes above, the device may be broken or get inaccurate data etc. and we will NOT be responsible for it.

Specification

01. Product Name: TIMEMORE BLACK MIRROR Basic Coffee Weighing Panel
02. Measure range: 0.5g–2000g
03. Storage temperature: –10°C to 55°C
04. Use temperature: Surface –10°C to 60°C With silicon pad : –20°C to 100°C
05. Key mode: Capacitive touch (no need to press hard)
06. Assistive Indicator: built-in buzzer
07. Battery: Built-in 1600mAh Lithium Ion rechargeable battery standard
Voltage: 3.7V Voltage range: 3.4V – 4.25V
08. Charge: 5V DC/1A with TYPE-C cable Built-in Smart system to control
battery charge. Adaptor is not included.
Type of adaptor: 220VAC / 110VAC
Out put: 5V/2A



黑镜 **BASIC**
BLACK MIRROR



Product name: TIMEMORE BLACK MIRROR Basic Coffee Weighing Panel

Contents: Weighing Panel, Charge Cable, Silican Pad, User manual

Producer: Shanghai TIMEMORE Coffee Equipment CO., LTD.

Warranty: 1year

Add: Lukoucun 827# Fengcheng Town, Fengxian District, Shanghai, China

Web: www.timemore.com Tel: 400-684-0200



2020@TIMEMORE coffee co.,Ltd.All rights reserved.

Designed by TIMEMORE in China, Made in China



自己做咖啡 · 找泰摩