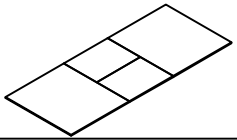
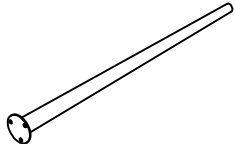







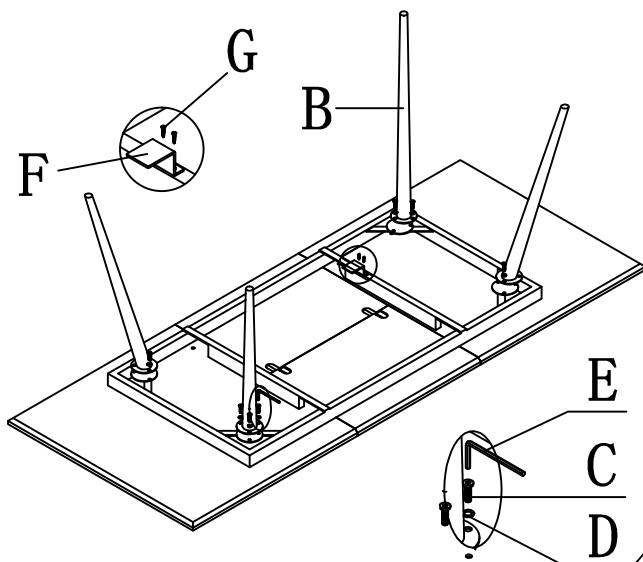
ASSEMBLY INSTRUCTION

MOD. NO. DT-1706-2

COMPONENTS

A		1
B		4
C		12
D		12
E		1
F		1
G		2

STEP 1



STEP 2

